


Did you know that the total balance of the portfolio deposited with DCV amounts to

UF 9,177.2 MILLION?

This equals:
USD 320 BILLION

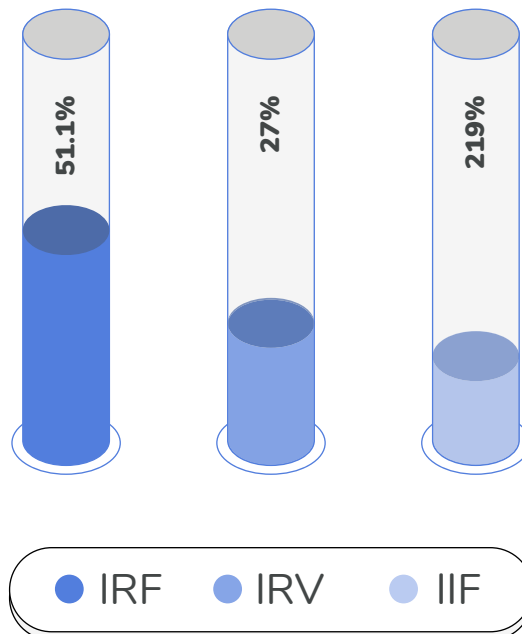


Decreased 0.9%
compared to the previous month.



Decreased 0.9%
compared to February 2019.

Composition by instrument




98.4% electronic instruments and 1.6% printed instruments.

Composition of National Custody

Balance of the National Portfolio
UF 9,063.1 MILLIONS

This equals
USD 316 Billion



Decreased 0.9%
compared to the previous
month.

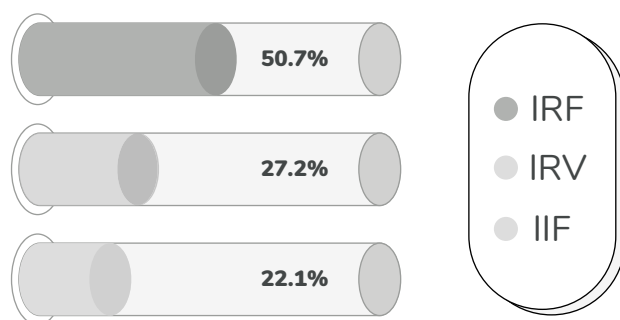


Decreased 1%
compared to February 2019.

UF 9,030 MILLION
in balance accounts.

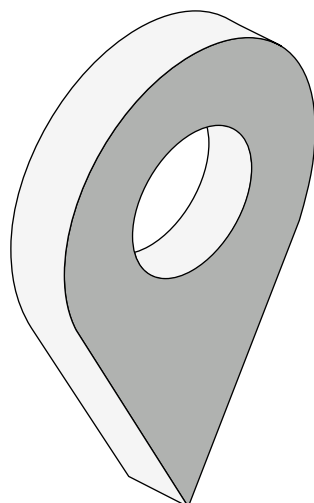
UF 33.1 MILLION
in BRAA.

Composition by instrument



Composition in the National Portfolio

Time Deposits	18.4%
General Treasury Bond	16.7%
Bank Bond	16.5%
Shares	15.9%
Debentures	11.3%
Investment Fund Quotas	8.4%



Discountable Promissory Notes of the CBCH	3.5%
Subordinary Bonds	2.9%
Mutual Fund Quotas	2.8%
CBCH Bonds	1.8%
Others	0.9%
Letters of Credit	0.5%
Recognition Bonds	0.4%


Composition of International Custody

Balance of the National Portfolio
UF 114.1 MILLIONS

This equals
USD 3,976.7 MILLIONS



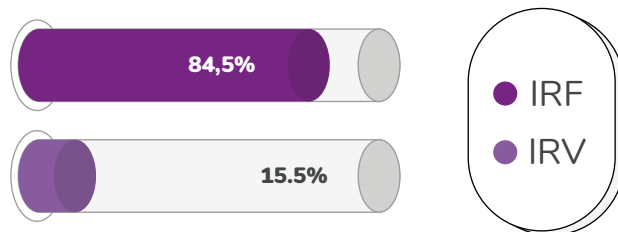
Decreased 0.1%
compared to the previous month.



Increased 2.1%
compared to February 2019.

UF 105.1 MILLIONS
in international custody
UF 9 MILLONES
In BVE

Composition by instrument



100% Electronic instruments

Composition in the International Portfolio



UF Transactions

registered in the DCV

Transaction Amount
UF 5,044.9 MILLIONS

This equals
USD 175.9 BILLION



Decreased 0.4%
compared to the previous
month.




Increased 22.9%
compared to February 2019.

Number of Transactions per month **117,031**

Greater Volume of transaction in UF per instrument to:

December 2019

DPF	30%
CFM	22%
BTP	12%
PDBC	11%
BTU	9%
Bank Bond	5%
Shares	3%
BCU	3%
Debentures	2%
BCP	2%
Others	1%




February 2020

DPF	31%
CFM	20%
PDBC	17%
BTP	9%
BTU	7%
Bank Bond	6%
Debentures	3%
BCP	3%
Shares	2%
BCU	2%
Others	0%

Greater Volume of transactions per instrument to:

December 2019

Shares	41%
DPF	36%
Bank Bond	6%
Debentures	4%
BTP	3%
BTU	2%
PDBC	2%
CFM	2%
CFI	2%
BCU	1%
Others	1%



February 2020

Shares	42%
DPF	35%
Bank Bonds	5%
PDBC	4%
BTU	3%
Debentures	3%
BTP	3%
CFM	2%
CFI	2%
Others	1%
BCU	0%