


Did you know that the total balance of the portfolio deposited with DCV amounts to:

**UF 9,258.3 MILLION**

This equals:  
**USD 328.8 BILLION**

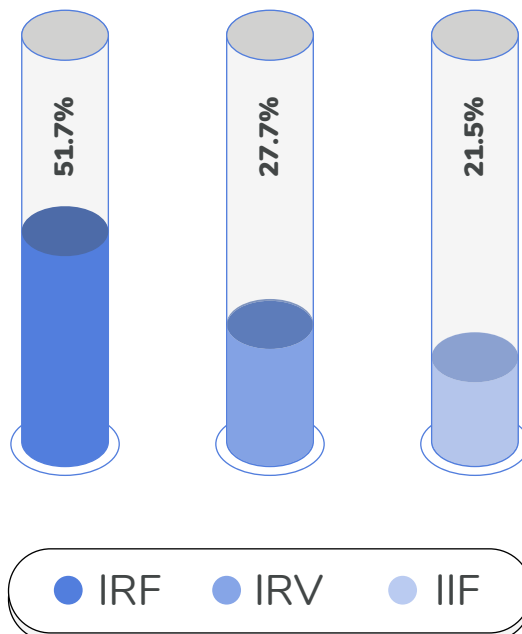


**Increased 1.3%**  
compared to the previous month.



**Decreased 0.2%**  
compared to January 2019.

### Composition by instrument




98.5% electronic instruments and 1.5% printed instruments.


# Composition of National Custody

Balance of the National Portfolio  
**UF 9,144.2 MILLIONS**

This equals  
**USD 324.7 Billion**



**Increased 1.2%**  
compared to the previous  
month.

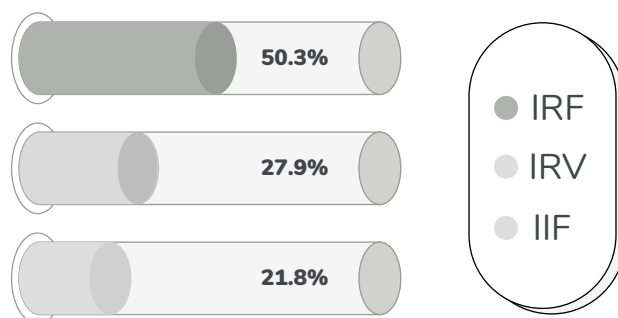


**Decreased 0.2%**  
compared to January 2019.

**UF 9,110,9 MILLION**  
in balance accounts.

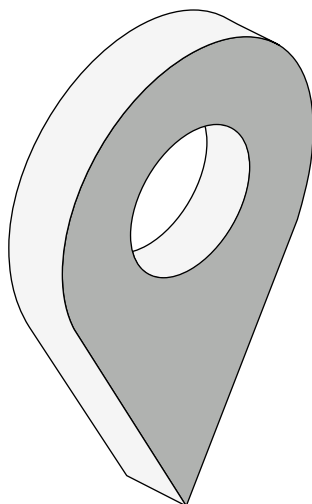
**UF 33.3 MILLION**  
in BRAA.

## Composition by instrument



## Composition in National Portfolio

Time Deposits	<b>18.4%</b>
Shares	<b>16.7%</b>
General Treasury Bond	<b>16.6%</b>
Bank Bond	<b>16.5%</b>
Debentures	<b>11.1%</b>
Investment Fund Quotas	<b>8.2%</b>



Discountable Promissory Notes of the CBCH	<b>3.2%</b>
Mutual Fund Quotas	<b>2.9%</b>
Subordinary Bonds	<b>2.9%</b>
CBCH Bonds	<b>1.8%</b>
Others	<b>0.8%</b>
Letters of Credit	<b>0.5%</b>
Recognition Bonds	<b>0.4%</b>

# Composition of International Custody

Balance of the National Portfolio  
**UF 114.1 MILLIONS**

This equals  
**USD 4,052.8 MILLIONS**



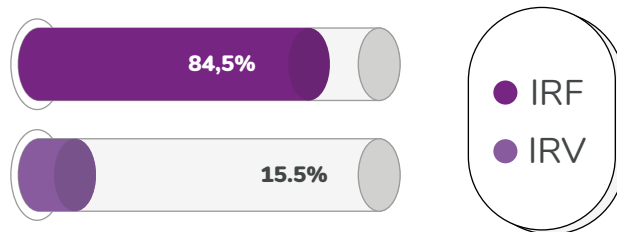
**Increased 8.1%**  
compared to the previous  
month.



**Increased 2.1%**  
compared to January 2019.

**UF 104.4 MILLIONS**  
*in international custody*  
**UF 9.7 MILLONES**  
*In BVE*

## Composition by instrument



100% Electronic instruments

## Composition in the International Portfolio



# UF Transactions


registered in the DCV

Transaction Amount  
**UF 6,275.1 MILLIONS**

This equals  
**USD 222.9 BILLION**



**Increased 0.4%**  
compared to the previous  
month.



**Increased 14.2%**  
compared to January 2019.

Number of Transactions per month **146,440**


Greater Volume of transaction in UF per instrument to:

December 2019

DPF	30%
CFM	22%
BTP	12%
PDBC	11%
BTU	9%
Bank Bond	5%
Shares	3%
BCU	3%
Debentures	2%
BCP	2%
Others	1%

January 2020

DPF	31%
CFM	22%
PDBC	12%
BTP	12%
BTU	7%
Bank Bond	4%
BCP	3%
Shares	3%
Debentures	3%
BCU	2%
Others	1%




Higher volume of transactions in UF per instrument to:

# Greater Volume of transactions per instrument to:

## December 2019

Shares	41%
DPF	36%
Bank Bond	6%
Debentures	4%
BTP	3%
BTU	2%
PDBC	2%
CFM	2%
CFI	2%
BCU	1%
Others	1%



## January 2020

Shares	43%
DPF	36%
Bank Bond	4%
BTP	3%
Debentures	3%
PDBC	3%
CFM	2%
BTU	2%
CFI	2%
BCU	1%
Others	1%