


Did you know that the total balance of the portfolio deposited with DCV amounts to:

UF 9,108.9 MILLION

This equals:
USD 310.4 BILLION

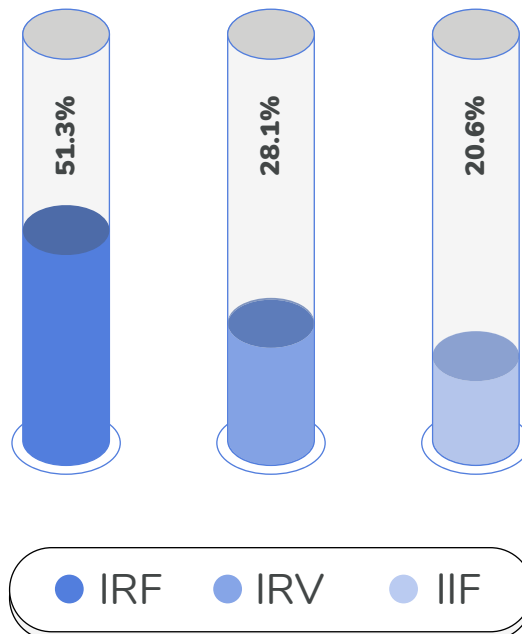


Decreased 3.9%
compared to the previous month.



Decreased 2.7%
compared to November 2018.

Composition by instrument




98.4% electronic instruments and 1.6% printed instruments.


Composition of National Custody

Balance of the National Portfolio
UF 8,981.5 MILLIONS

This equals
USD 306 Billion



Decreased 4.0%
compared to the previous
month.

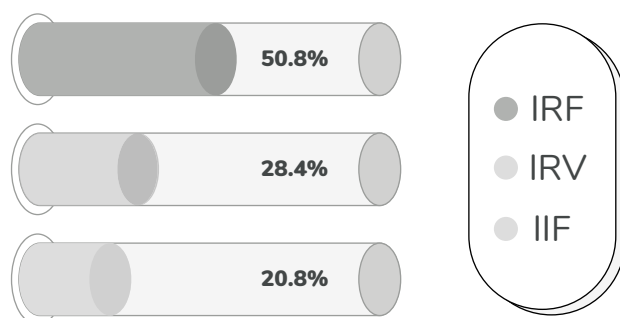


Decreased 3.0%
compared to November 2018.

UF 8,946.8 MILLION
in balance accounts.

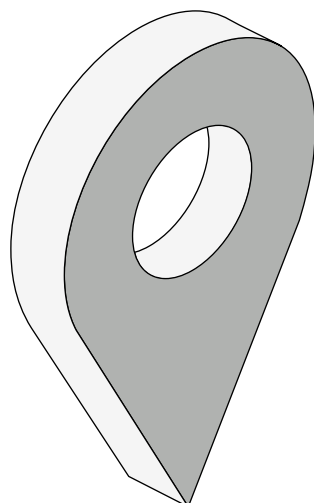
UF 34.7 MILLION
in BRAA.

Composition by instrument



Composition in National Portfolio

Time Deposits	17.7%
General Treasury Bond	16.7%
Shares	16,5%
Bank Bond	15.7%
Debentures	10.9%
Investment Fund Quotas	10.5%



Subordinary Bonds	2.7%
Mutual Fund Quotas	2.1%
Discountable Promissory Notes of the CBCH	2.0%
CBCH Bonds	1.9%
Others	0.7%
Recognition Bonds	0.5%
Letters of Credit	0.5%

Composition of International Custody

Balance of the National Portfolio
UF 127.4 MILLIONS

This equals
USD 4,339.1 MILLIONS



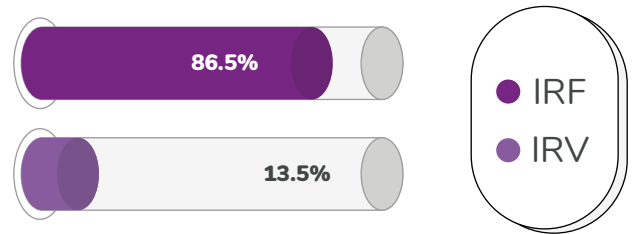
Increased 4.7%
compared to the previous month.



Increased 19.7%
Compared to November 2018.

UF 117.9 MILLIONS
in international custody
UF 9.5 MILLONES
In BVE

Composition by instrument



100% Electronic instruments

Composition in the International Portfolio



UF Transactions

registered in the DCV

Transaction Amount
UF 6,351 MILLIONS

This equals
USD 216.4 BILLION



Increased 10%
compared to the previous
month.




Increased 31%
Compared to November 2018.

Number of Transactions per month **166.058**

Greater Volume of UF transactions

Instruments December 2018

DPF	34%
CFM	17%
BTU	14%
PDBC	13%
BTP	10%
Bank Bond	3%
Shares	3%
BCU	2%
Debentures	2%
BCP	1%
Others	1%




Instruments November 2019

DPF	32%
CFM	17%
BTP	13%
PDBC	10%
BTU	9%
Bank Bond	8%
Shares	4%
BCU	3%
Debentures	2%
BCP	1%
Others	1%

Greater Volume of TX transactions

Instruments December 2018

DPF	43%
Shares	37%
Bank Bonds	3%
PDBC	3%
BTU	3%
BTP	3%
Debentures	2%
CFM	2%
CFI	1%
BR	1%
Others	2%



Instruments November 2019

Shares	41%
DPF	37%
Bank Bond	6%
BTP	3%
Debentures	3%
BTU	2%
CFI	2%
CFM	2%
PDBC	2%
BCU	1%
Others	1%