


Did you know that the total balance of the portfolio deposited with DCV amounts to:

**UF 9,139.1 MILLION**

This equals:  
**USD 347.5 BILLION**

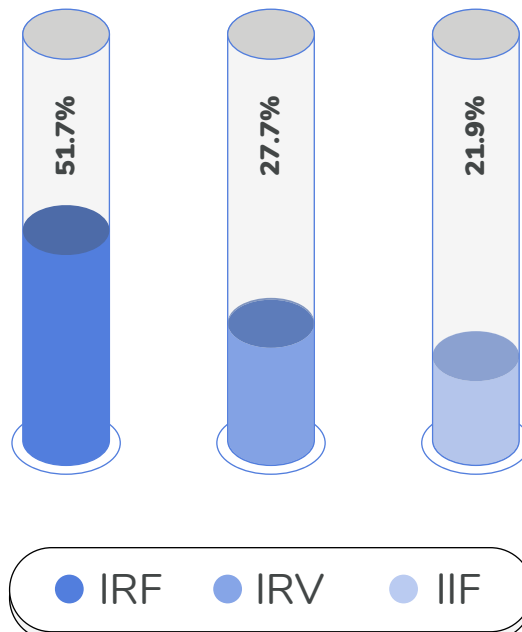


**Increased 0.3%**  
compared to the previous month.



**Increased 0.2%**  
compared to December 2018.

## Composition by instrument




98.4% electronic instruments and 1.6% printed instruments.


# Composition of National Custody

Balance of the National Portfolio  
**UF 9,033.5 MILLIONS**

This equals  
**USD 343,4 Billion**



**Increased 0.6%**  
compared to the previous  
month.

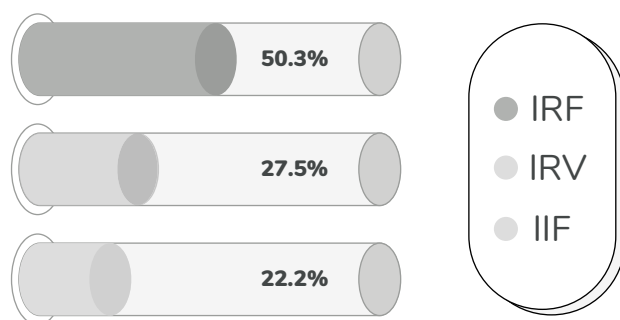


**Increased 0.3%**  
compared to December 2018.

**UF 8.999,7 MILLION**  
in balance accounts.

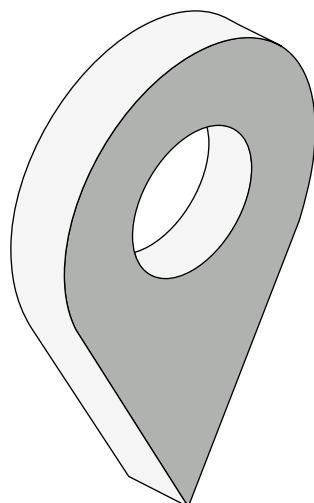
**UF 33,8 MILLION**  
in BRAA.

## Composition by instrument



## Composition in National Portfolio

Time Deposits	<b>18.8%</b>
Shares	<b>17.6%</b>
General Treasury Bond	<b>16.8%</b>
Bank Bond	<b>16.5%</b>
Debentures	<b>10.9%</b>
Investment Fund Quotas	<b>8.0%</b>



Discountable Promissory Notes of the CBCH	<b>3.2%</b>
Subordinary Bonds	<b>2.7%</b>
Mutual Fund Quotas	<b>1.9%</b>
CBCH Bonds	<b>1.8%</b>
Others	<b>0.8%</b>
Recognition Bonds	<b>0.5%</b>
Letters of Credit	<b>0.5%</b>

# Composition of International Custody

Balance of the National Portfolio  
**UF 105.6 MILLIONS**

This equals  
**USD 4,014,2 MILLIONS**



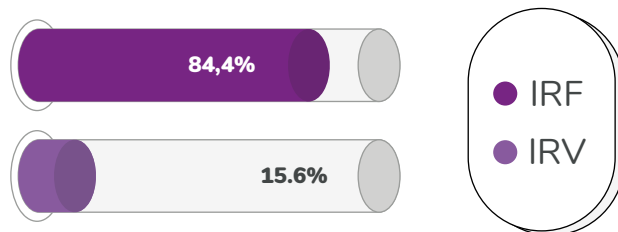
**Decreased 17.1%**  
compared to the previous month.



**Decreased 5.0%**  
Compared to December 2018.

**UF 96.6 MILLIONS**  
*in international custody*  
**UF 8.7 MILLONES**  
*In BVE*

## Composition by instrument



100% Electronic instruments

## Composition in the International Portfolio



# UF Transactions

registered in the DCV

Transaction Amount  
**UF 6,301.1 MILLIONS**

This equals  
**USD 239.6 BILLION**



**Increased 0.8%**  
compared to the previous  
month.




**Increased 24.1%**  
Compared to December 2018.

Number of Transactions per month **147.283**

## Greater Volume of UF transactions

### Instruments December 2018

DPF	34%
CFM	17%
BTU	14%
PDBC	13%
BTP	10%
Bank Bond	3%
Shares	3%
BCU	2%
Debentures	2%
BCP	1%
Others	1%




### Instruments December 2019

DPF	30%
CFM	22%
BTP	12%
PDBC	11%
BTU	9%
Bank Bond	5%
Shares	3%
BCU	3%
Debentures	2%
BCP	2%
Others	1%

# Greater Volume of TX transactions

## Instruments December 2018

DPF	43%
Shares	37%
Bank Bonds	3%
PDBC	3%
BTU	3%
BTP	3%
Debentures	2%
CFM	2%
CFI	1%
BR	1%
Others	2%



## Instruments December 2019

Shares	41%
DPF	36%
Bank Bond	6%
Debentures	4%
BTP	3%
BTU	2%
PDBC	2%
CFM	2%
CFI	2%
BCU	1%
Others	1%