


Did you know that the total balance of the Portfolio deposited with DCV amounts to:

**UF 9,363.3 MILLION**

This equals:  
**USD 363.7 BILLION**

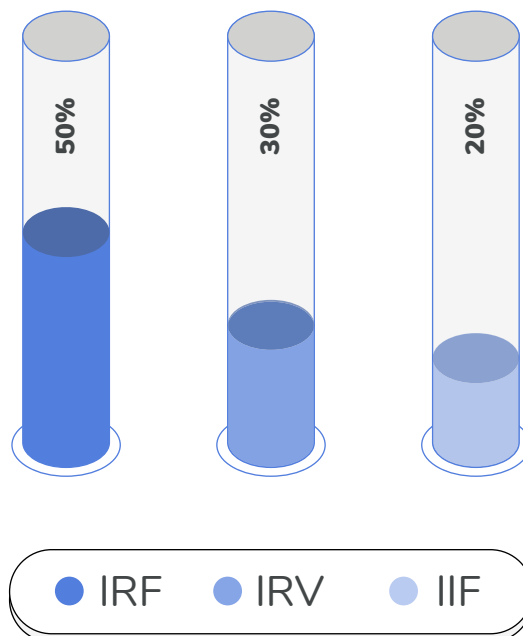


**Decreased 0.2%**  
compared to the previous month.



**Increased 0.7%**  
compared to august 2018.

## Composition by instrument



98.3% electronic instruments and 1.7% printed instruments.


# Composition of National Custody

Balance of the National Portfolio  
**UF 9,245.6 MILLIONS**

This equals  
**USD 359.1 Billion**



**Decreased 0.3%**  
compared to the previous  
month.

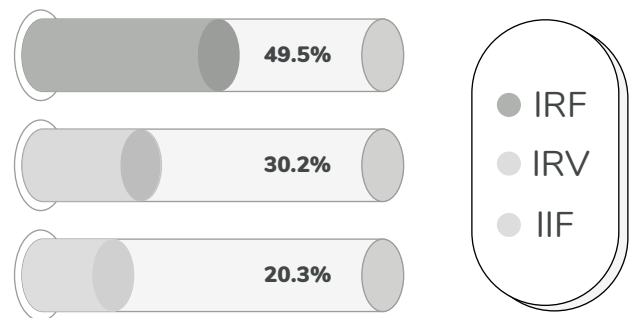


**Increased 0.6%**  
Compared to august 2018.

**UF 9,208.5 MILLION**  
in balance accounts.

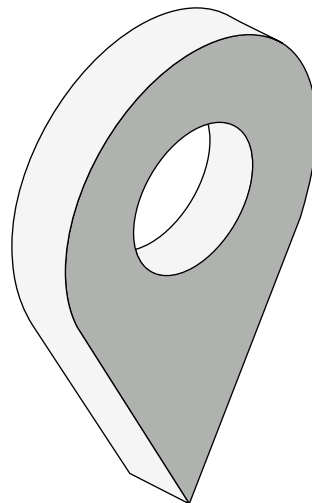
**UF 37.1 MILLION**  
in BRAA.

## Composition by instrument



## Composition in National Portfolio

Shares	16.9%
Time Deposits	16.6%
Bank Bond	15.9%
Others	0.7%
Recognition Bonds	0.5%
Letters of Credit	0.5%



General Treasury Bond	16.5%
Investment Fund Quotas	11.3%
Debentures	10.4%
Mutual Fund Quotas	2.0%
CBCH Bonds	2.6%
Subordinary Bonds	2.6%
Discountable Promissory Notes of the CBCH	3.5%


# Composition of International Custody

Balance of the National Portfolio  
**UF 117.6 MILLIONS**

This equals  
**USD 4,569 MILLIONS**



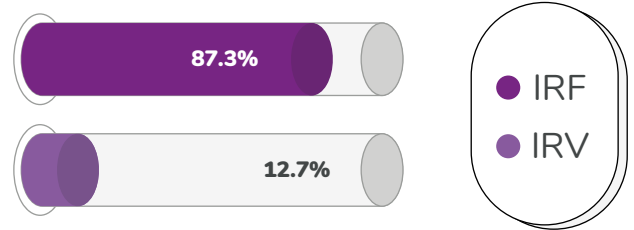
**Increased 3.9%**  
compared to the previous month.



**Increased 11.5%**  
Compared to august 2018.

**UF 109,5 MILLIONS**  
*in international custody*  
**UF 8,1 MILLONES**  
*In BVE*

## Composition by instrument



100% Electronic instruments

## Composition in the International Portfolio



# UF Transactions


registered in the DCV

Transaction Amount  
**UF 5,906.7 MILLIONS**

This equals  
**USD 229.4 BILLION**



**Decreased 8.0%**  
compared to the previous  
month.




**Increased 15.8%**  
Compared to august 2018.

Number of Transactions per month **148,480**

## Greater Volume of UF transactions

### Instruments December 2018

DPF	34%
CFM	17%
BTU	14%
PDBC	13%
BTP	10%
Bank Bond	3%
Shares	3%
BCU	2%
Debentures	2%
BCP	1%
Others	1%

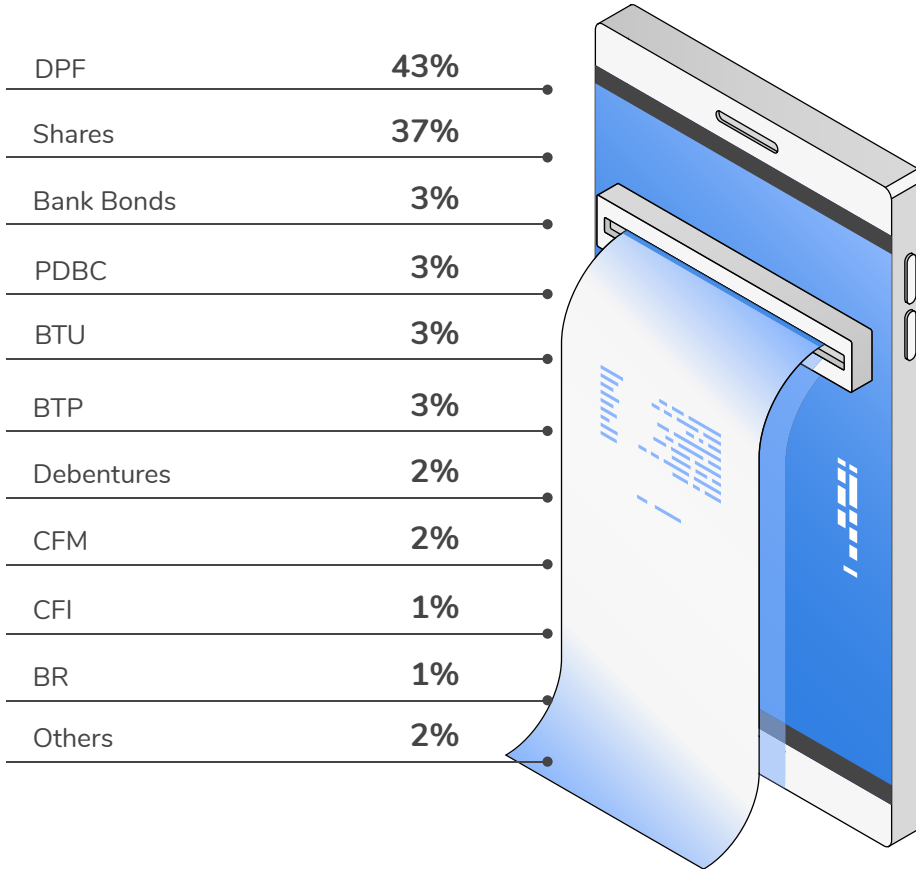


### Instruments August 2019

DPF	34%
CFM	19%
PDBC	17%
BTP	9%
BTU	6%
Bank Bonds	6%
Shares	3%
Debentures	2%
BCU	2%
BCP	1%
Others	1%

# Greater Volume of TX transactions

## Instruments December 2018



## Instruments August 2019

Shares	41%
DPF	39%
BTP	4%
Bank Bonds	4%
PDBC	3%
Debentures	2%
BTU	2%
CFI	2%
CFM	2%
OPSA	0%
Others	1%