



MONTHLY REPORT ON OPERATIONAL VOLUMES 2016



Total portfolio deposited with dcv decreased 0.6%

Total balance of the portfolio deposited in DCV

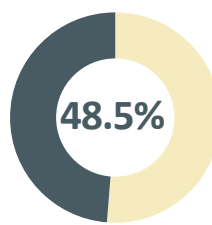
UF 7,853 Million = USD 312.4 Billion.
12.3% increased with respect to
September 2015.

↓ 0.6%

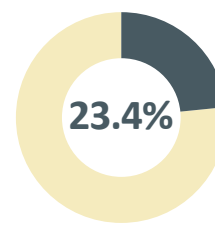
With respect to the previous month.

99.5% national custody.
0.5% international custody.

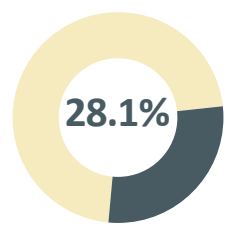
Composition by instrument



VII



IIF



FII

97.1% dematerialized instruments and
2.9% in physical form.



COMPOSITION OF THE NATIONAL CUSTODY

National portfolio balance

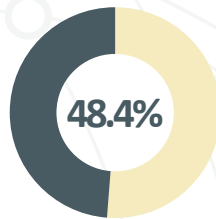
UF 7,812 Million = USD 310.8 Billion.
A 12.2% increased with respect
to September 2015.

↓ 0.5%

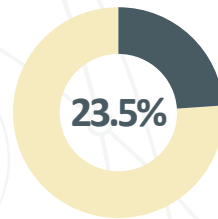
With respect to the previous month.

UF 7,737 million in accounts position.
UF 75 million in BRAA.

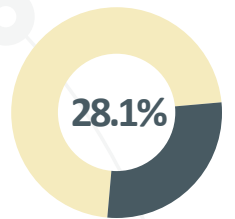
Composition by instrument



VII



IIF



FII

97.1% dematerialized instruments and 2.9%
in physical form.

National portfolio composition

Bank Bond / 14.00%

Shares / 18.01%

Fixed term deposit / 20.50%

Others / 1.00%

Letters of Credits / 0.89%

Fixed term deposit / 1.25%

General Treasury Bond / 13.56%

Debentures/ 9.42%

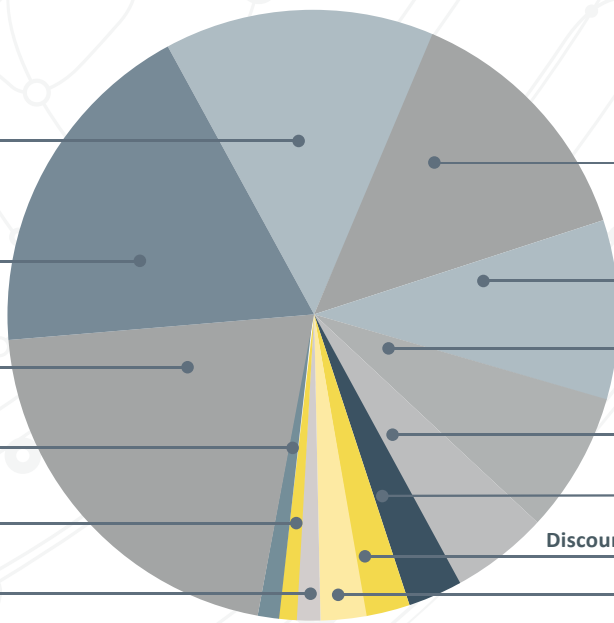
Fund Shares investment / 7.36%

BCCH Bond / 5,17%

Subordinates Bonds / 2.90%

Discountable promissory notes BCCH / 2.40%

Mutual Fund Fees / 2.33%





COMPOSITION OF THE INTERNATIONAL CUSTODY

International Portfolio Balance

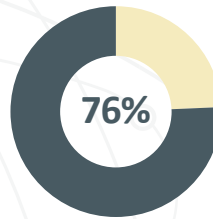
UF 40.7 Million = USD 1,620 Billion.
26% increased with respect to
September 2015

↓ 5.9 %

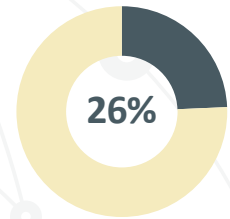
With respect to the previous month.

UF 35.2 Million international custody
UF 5.5 Million Foreign Securities Exchange (BVE).

Composition by instrument



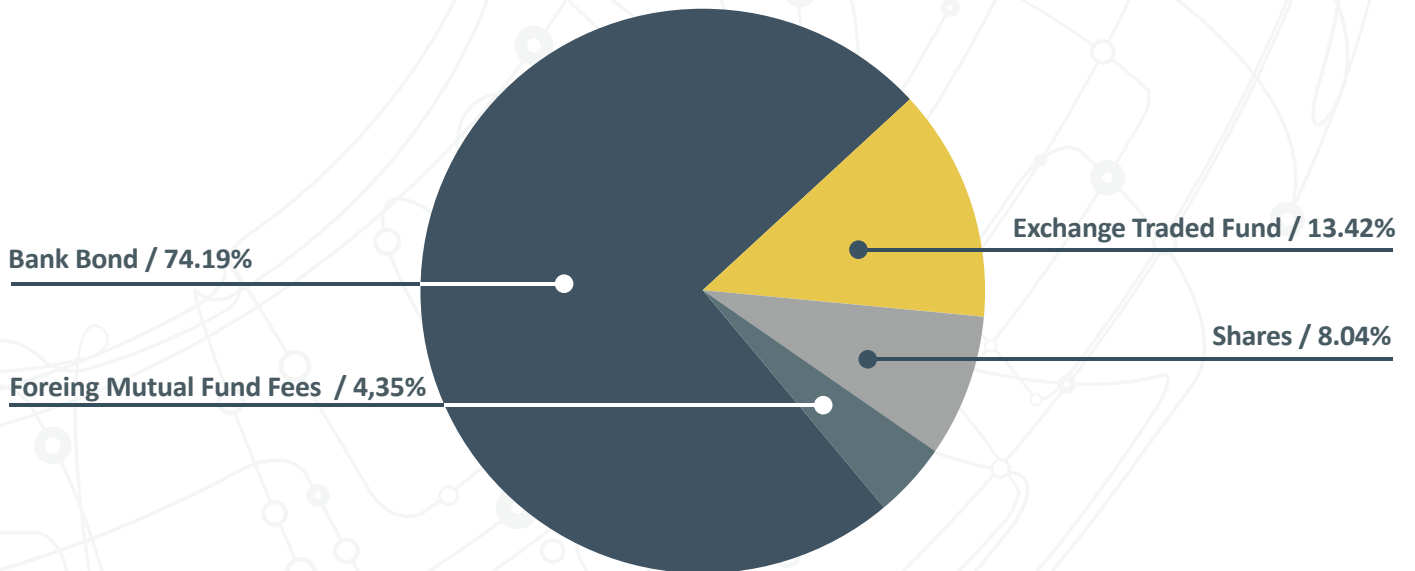
VII



FII

100% Dematerialized instruments

Composition of the international custody





UF TRADES REGISTERED IN DCV

Value of transactions

Number of transactions

UF 3,781.5 Million = USD 150.2 Billion.
1,1,% increased with respect to September 2015

138,187 monthly trades.
1,3% increase with respect to September 2015

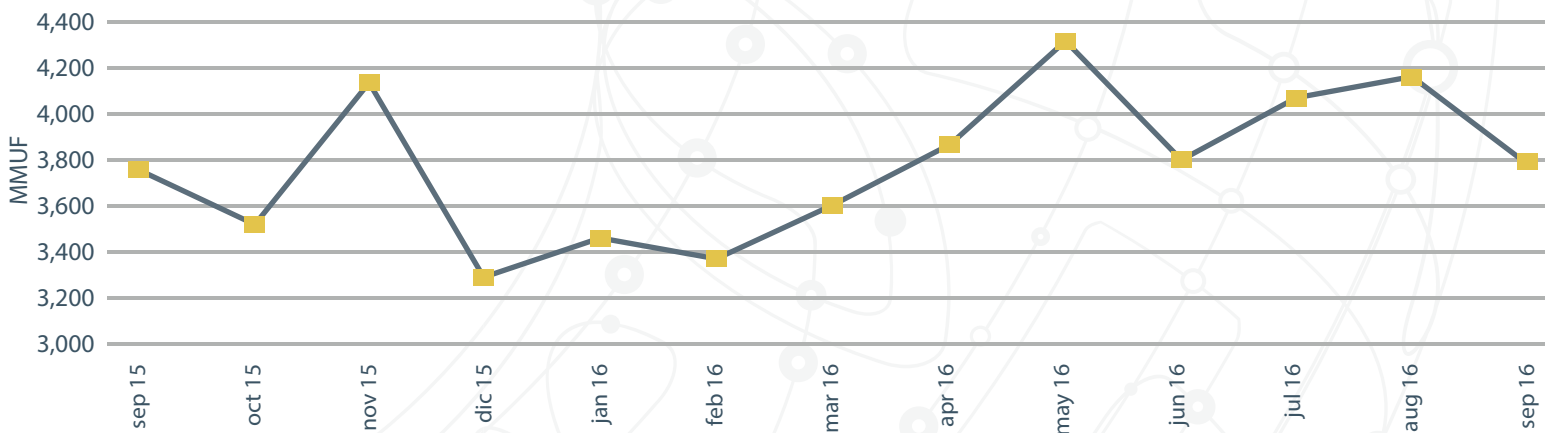
↓ 9.4%

With respect to the previous month.

↑ 10.9%

With respect to the previous month.

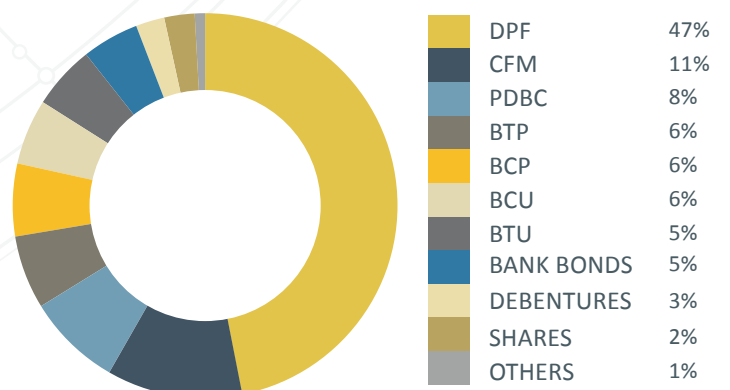
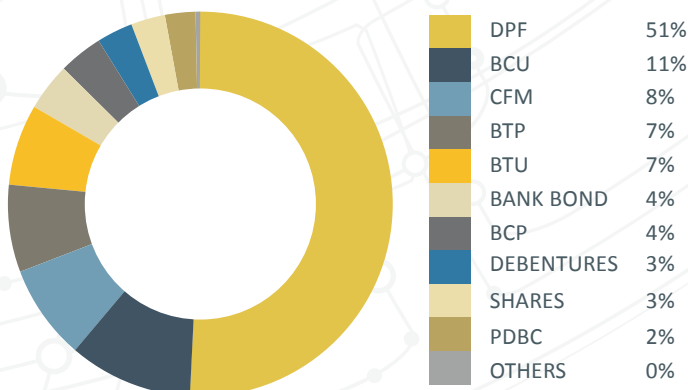
Progression of the UF trade amounts



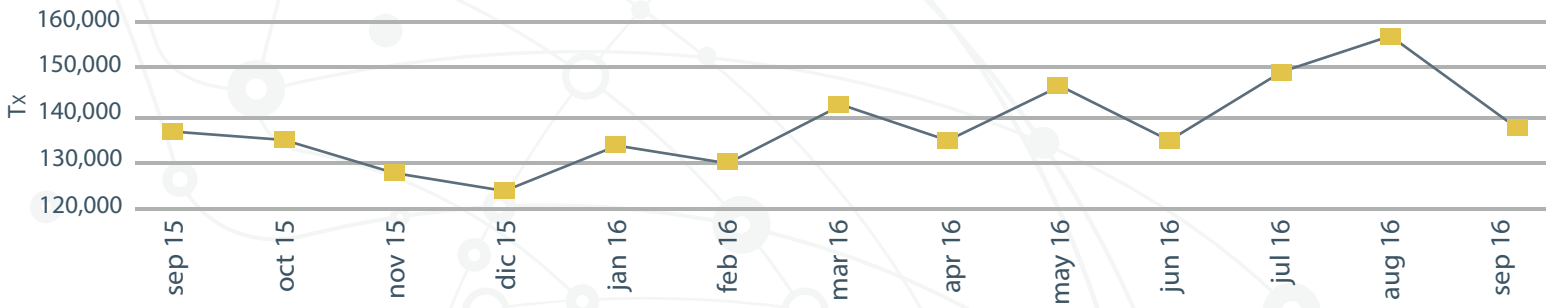
Higher volume of trades

UF transactions - Instruments December 2015

UF transactions - Instruments September 2016

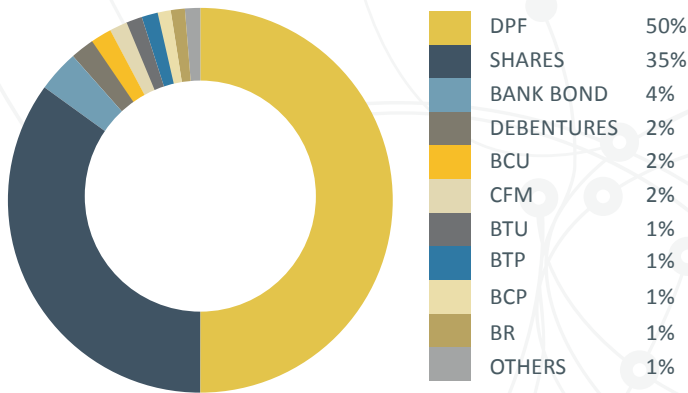


Progression in the number of transactions

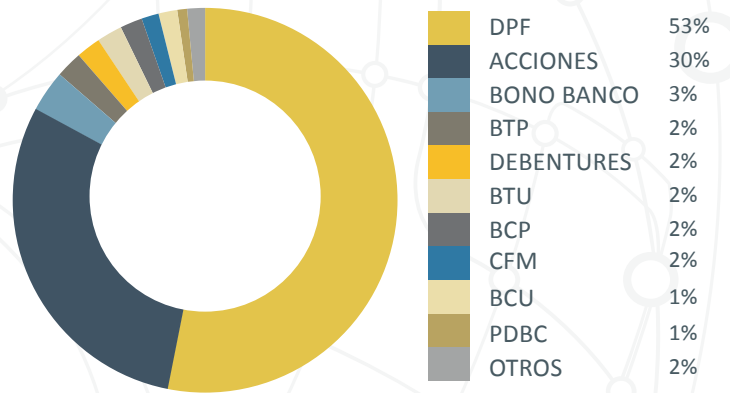


Higher volume of transactions

Number of Tx - Instruments December 2015



Number of Tx - Instruments September 2016



📍 ADDRESS

🏠 FIND US

📞 CONTACT US

DCV
Av. Apoquindo N° 4001
Floor 12 - Las Condes.

DCV Registros
Huérfanos 770 Floor 22,
Santiago Centro.

Web Site : DCV.CL
Follow us on : [in](#)

N° Shareholders
(56 2) 23939003

N° Depositors
(56 2) 23939001

Mail contact
mac@dcv.cl