



MONTHLY REPORT ON OPERATIONAL VOLUMES 2016



Total portfolio deposited with dcv increase 1.5%

Total balance of the portfolio deposited in DCV

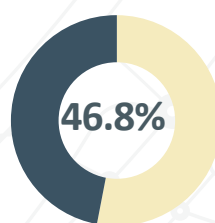
UF 7.754 Million = USD 304.8 Billion.
11% increase with respect to
July 2015.

↑ 1.5%

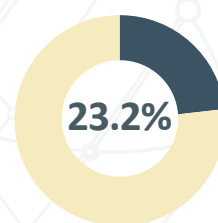
With respect to the previous month.

99.4% national custody.
0.6% international custody.

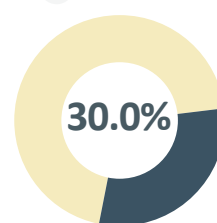
Composition by instrument



VII



IIF



FII

97% dematerialized instruments and
3% in physical form.



COMPOSITION OF THE NATIONAL CUSTODY

National portfolio balance

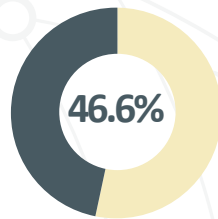
UF 7,709 Million = USD 303 Billion.
A 10.9% increase with respect
to July 2015.

↑ 1.5%

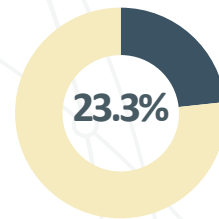
With respect to the previous month.

UF 7,632 million in accounts position.
UF 77 million in BRAA.

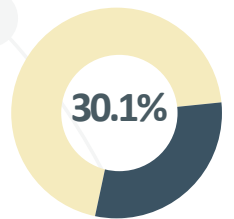
Composition of instrument



VII



IIF



FII

96.9% dematerialized instruments and 3.1%
in physical form.

National portfolio composition

General Treasury / 13.28%

Shares / 19.05%

Fixed Term Deposit / 21.04%

Others / 1.04%

Letters of Credits / 0.92%

Recognized Bond / 1.32%

Bank Bond / 12.86%

Debentures / 9.28%

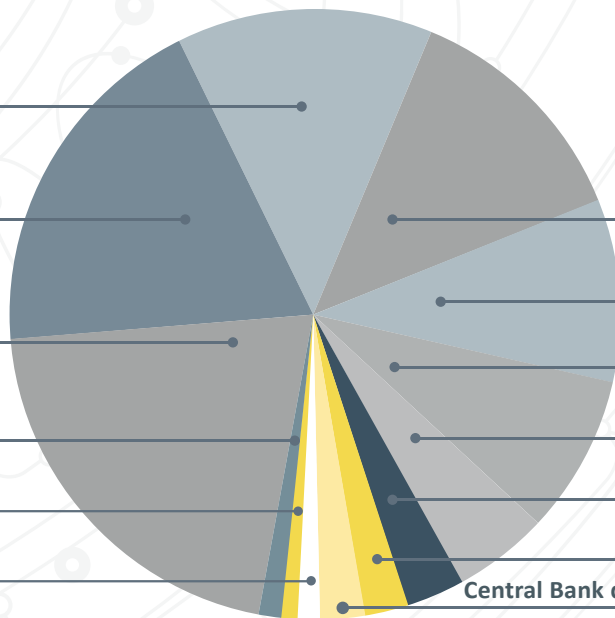
Fees Investment Funds / 8.64%

Central Banks Bonds / 5.15%

Subordinates Bonds / 2.93%

Mutual Fund fees / 2.36%

Central Bank discountable promissory notes / 2.12%





COMPOSITION OF THE INTERNATIONAL CUSTODY

International Portfolio Balance

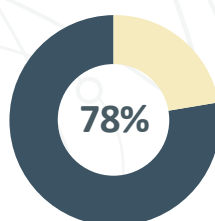
UF 44.9 Million = USD 1,765 Billion.
34.6% increase with respect to
July 2015

↑ 2.8%

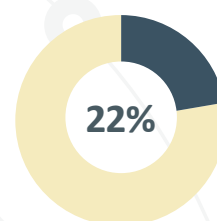
With respect to the previous month.

UF 39.4 Million international custody
UF 5.5 Million Foreign Securities Exchange (BVE).

Composition by instrument



VII



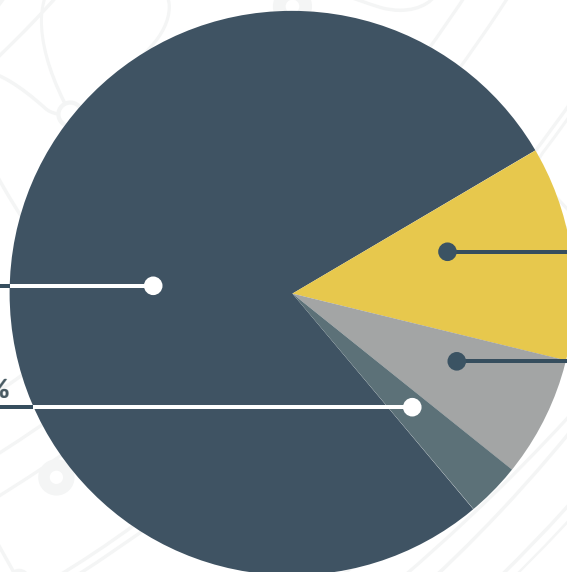
FII

100% Dematerialized instruments

Composition of the international custody

Bank Bond / 77.69%

Foreing Mutual Fund Fees / 3.10%



Exchange Traded Fund / 12.26%

Shares / 6.95%



UF TRADES REGISTERED IN DCV

Value of transactions

UF 4,047.7 Million = USD 159.1 Billion.
1.2% decrease with respect to July 2015

↑ 6.7%

With respect to the previous month.

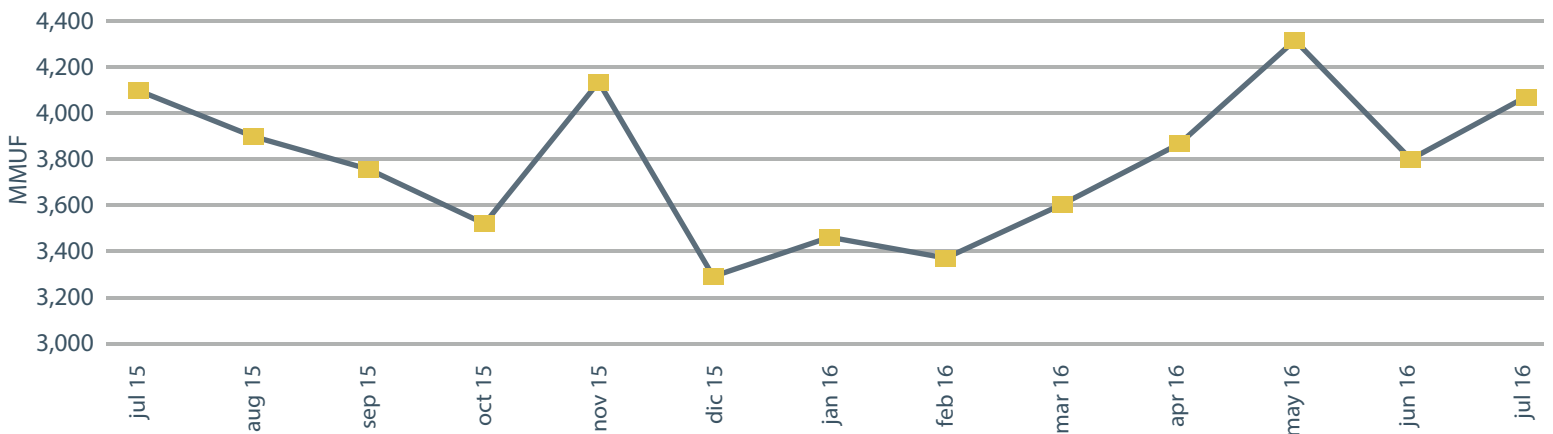
Number of transactions

148,987 monthly trades.
1,2% decrease with respect to July 2015

↑ 9%

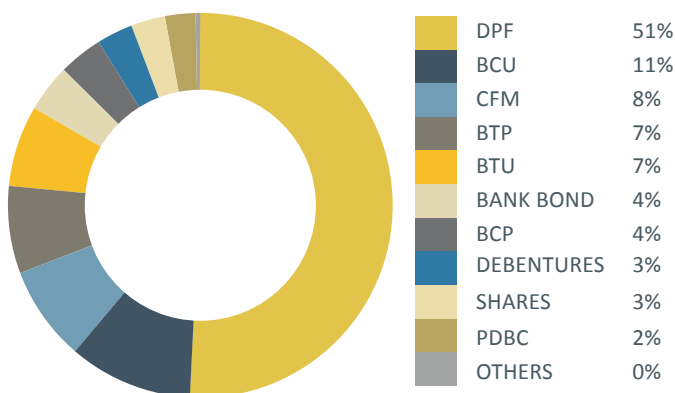
With respect to the previous month.

Progression of the UF trade amounts

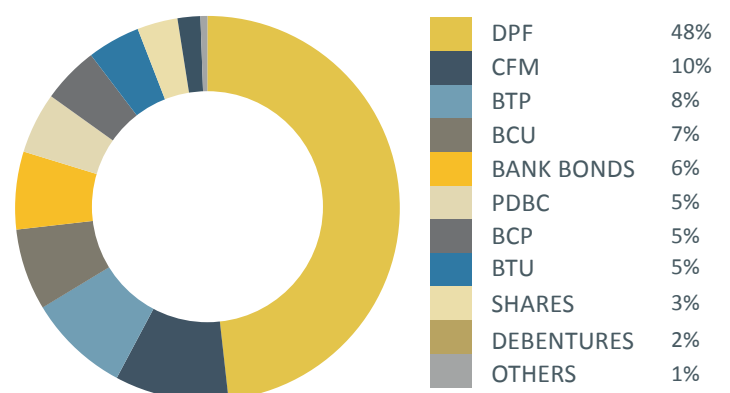


Higher volume of trades

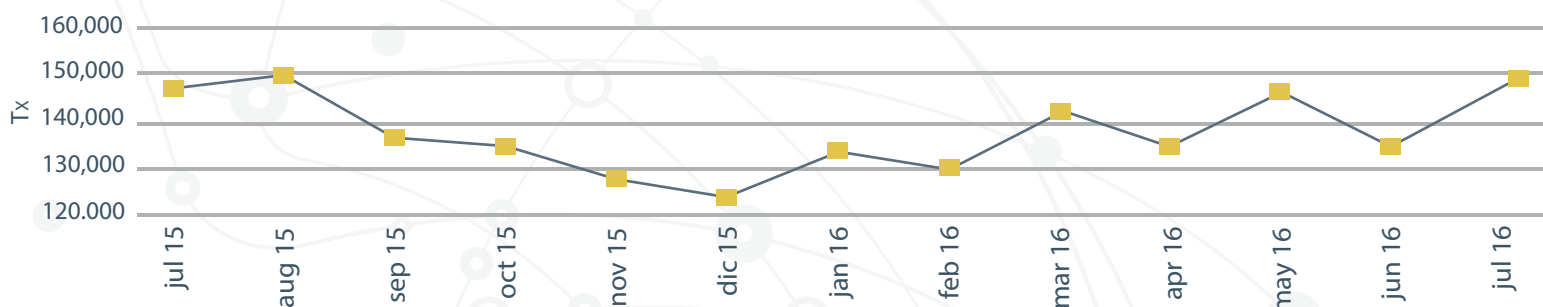
UF transactions - Instruments December 2015



UF transactions - Instruments July 2016

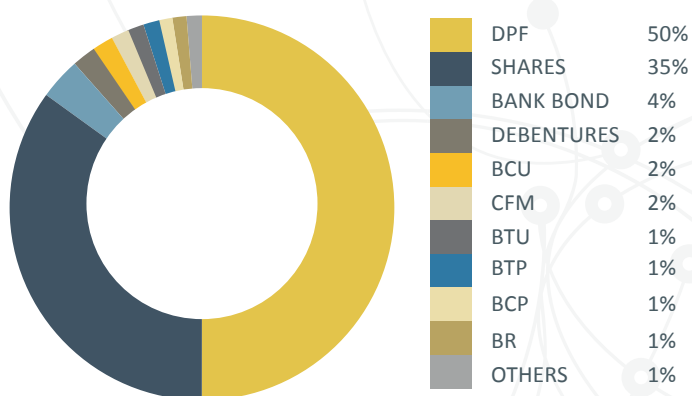


Progression in the number of transactions

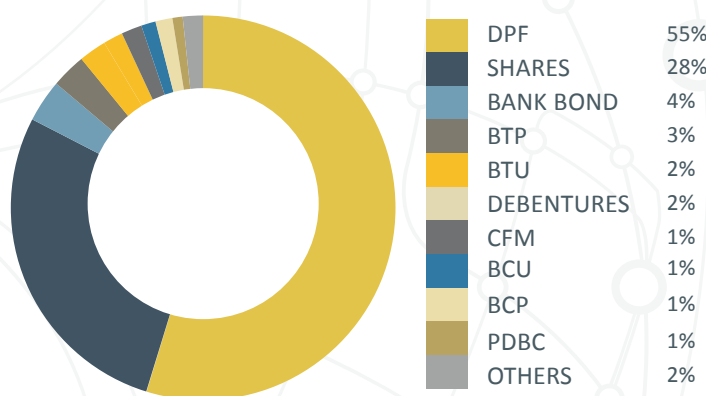


Higher volume of transactions

Number of Tx - Instruments December 2015



Number of Tx - Instruments July 2016



ADDRESS

FIND US

CONTACT US

DCV
Av. Apoquindo N° 4001
Floor 12 - Las Condes.

DCV Registros
Huercanos 770 Floor 22,
Santiago Centro.

Web Site : DCV.CL
Follow us on :

N° Shareholders
(56 2) 23939003

N° Depositors
(56 2) 23939001

Mail contact
mac@dcv.cl