



## MONTHLY REPORT ON OPERATIONAL VOLUMES 2016



Total portfolio deposited with dcv increase 1.4%

### Total balance of the portfolio deposited in DCV

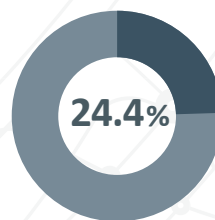
UF 7,338 Million = USD 276.3 Billion.  
5.1% increase with respect to  
May 2015.

**↑ 1.4%**

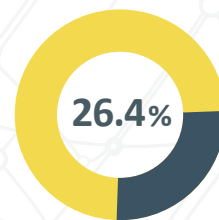
With respect to the previous month.

99.4% national custody.  
0.6% international custody.

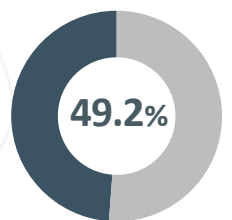
### Composition by instrument



IIF



IRV



IRF

96.7% dematerialized instruments and  
3.3% in physical form.



## COMPOSITION OF THE NATIONAL CUSTODY

### National portfolio balance

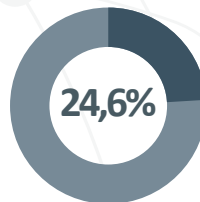
UF 7,291 Million = USD 275 Billion.  
A 4.9% increase with respect  
to May 2015.

**↑ 1.3%**

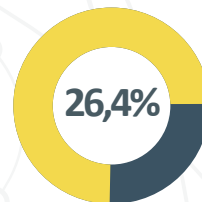
With respect to the previous month.

UF 7,211 million in accounts position.  
UF 80 million in BRAA.

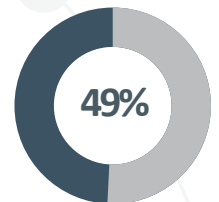
### Composition of instrument



**IIF**



**IRV**



**IRF**

96.7% dematerialized instruments and 3.3% in physical form.

### National portfolio composition

Banking Bond / 13.53%

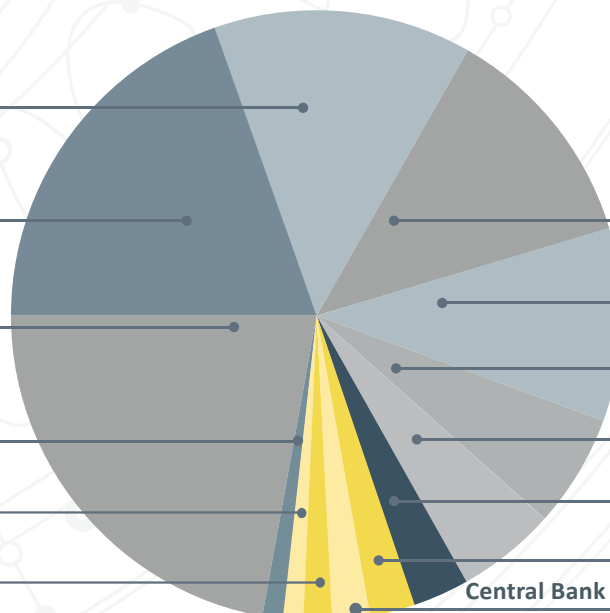
Shares / 18.87%

Fixed Term Deposit / 22.57%

Others / 1.11%

Letters of Credits / 1.01%

Recognized Bond / 1.44%



General Treasury Bonds / 12.25%

Debentures / 13.16%

Central Bank Bonds / 9.88%

Fees Investment Funds / 5.22%

Subordinated Bonds / 3.10%

Mutual Fund Fees / 2.30%

Central Bank discountable promissory notes / 1.89%



## COMPOSITION OF THE INTERNATIONAL CUSTODY

### International Portfolio Balance

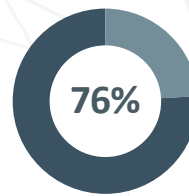
UF 47 Million = USD 1,768 Billion.  
53.3% increase with respect to  
May 2015

**↑10.1%**

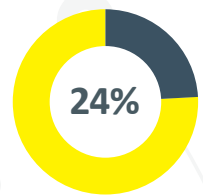
With respect to the previous month.

UF 41.4 Million international custody  
UF 5.6 Million Foreign Securities Exchange (BVE).

### Composition by instrument



VII



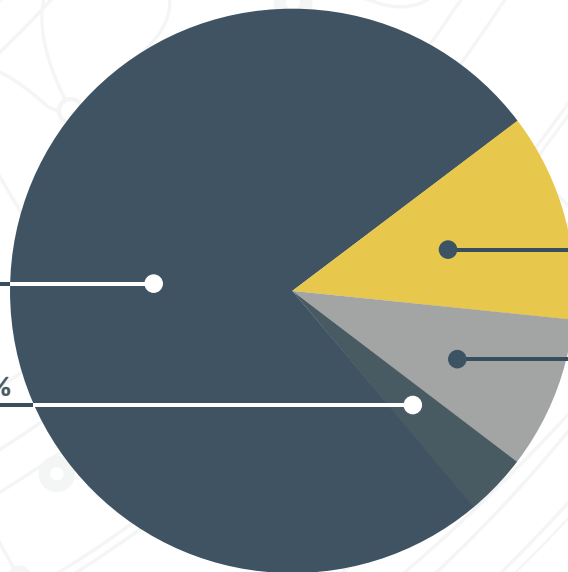
FII

100% Dematerialized instruments

## Composition of the international custody

Bank Bond / 75.83%

Foreign Mutual Fund Fees / 3.57%



Exchange Traded Fund / 11.94%

Shares / 8.66%



## UF TRADES REGISTERED IN DCV

### Value of transactions

UF 4,295.3 Million = USD 161.7 Billion.  
19% increase with respect to May 2015

**↑ 12%**

With respect to the previous month.

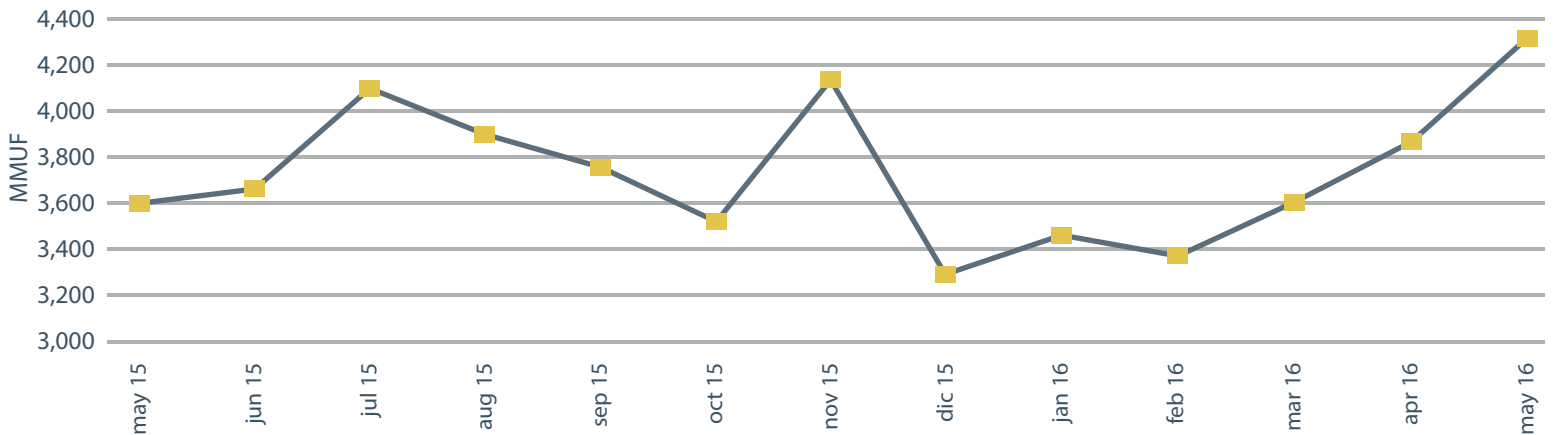
### Number of transactions

147,030 monthly trades.  
11.6% decrease with respect to May 2015

**↓ 8.6%**

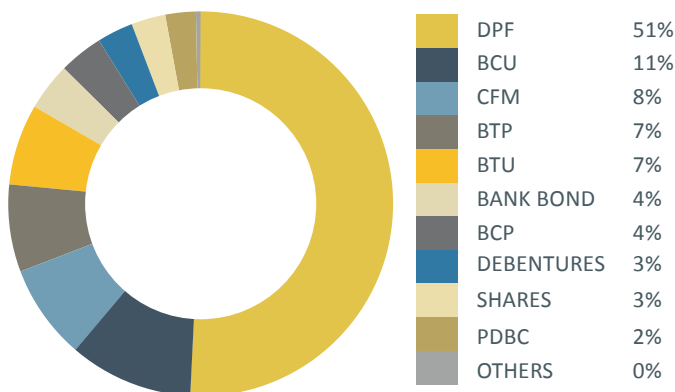
With respect to the previous month.

### Progression of the UF trade amounts

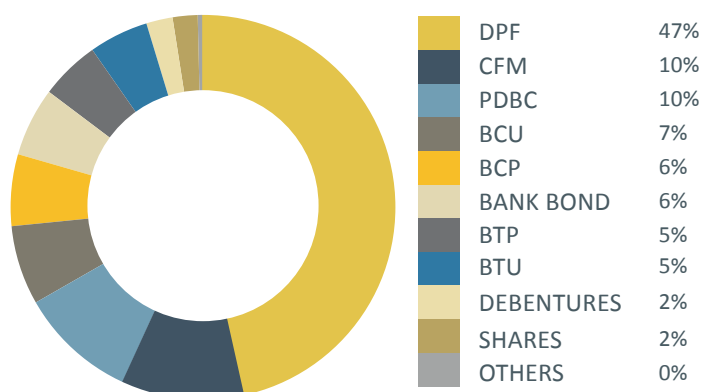


### Higher volume of trades

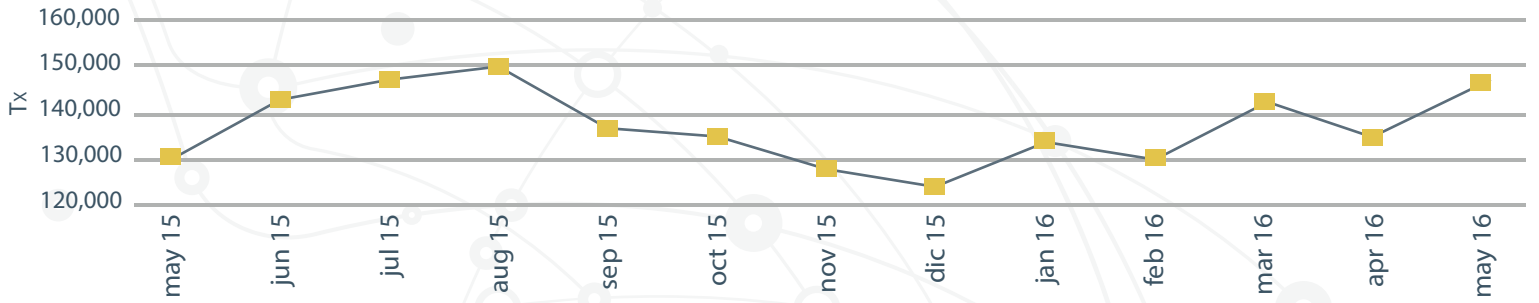
#### UF transactions - Instruments December 2015



#### UF transactions - Instruments May 2016

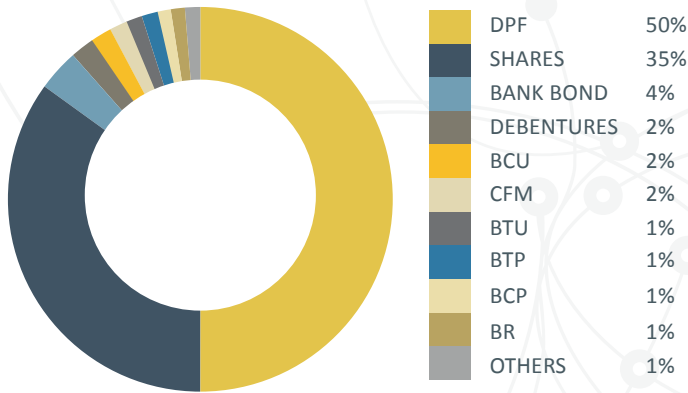


## Progression in the number of transactions

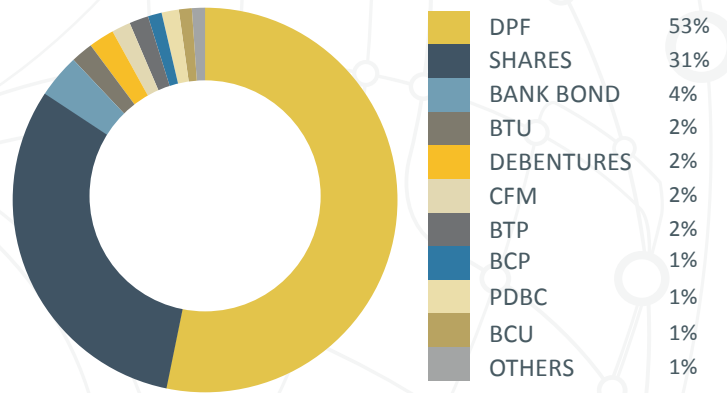


## Higher volume of transactions

Number of Tx - Instruments December 2015



Number of Tx - Instruments May 2016



ADDRESS

FIND US

CONTACT US

**DCV**  
Av. Apoquindo N° 4001  
Floor 12 - Las Condes.

**DCV Registros**  
Huercanos 770 Floor 22,  
Santiago Centro.

Web Site : [DCV.CL](http://DCV.CL)  
Follow us on :

N° Shareholders  
(56 2) 23939003

N° Depositors  
(56 2) 23939001

Mail contact  
[mac@dcv.cl](mailto:mac@dcv.cl)