



## Total portfolio deposited with DCV increase by 0,4%

The total balance of the investment portfolio on deposit with DCV at the close of May 2014 totals UF 6,679 million, equivalent to USD 289 billion. This represents a 0.4% increase relative to the previous month's balance and a 1.5 % decrease in relation to May 2013. This total amount in custody is comprised 99.7% by local custody (98.2% by securities position accounts, and 1.8% by BRAA accounts) and 0.3% by international custody.

The total portfolio by type of instrument at May 2014 is comprised as follows:



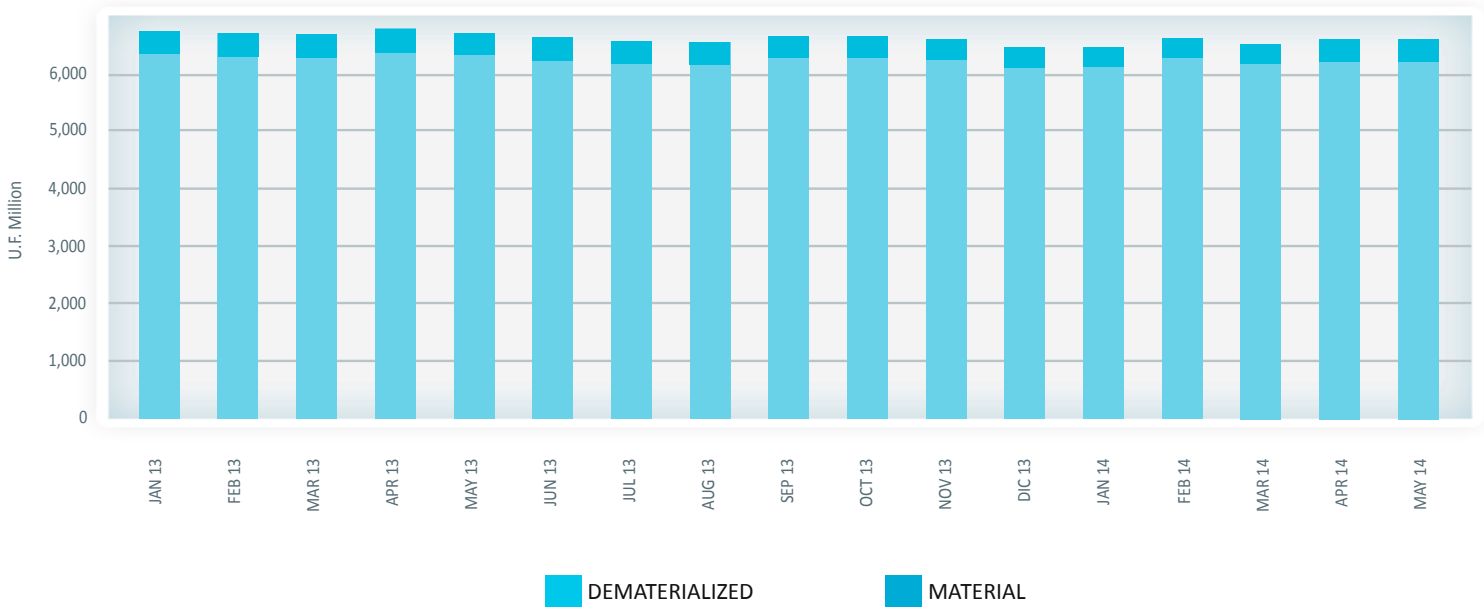
- **FFI** 26%
- **VII** 28%
- **FII** 46%

FII	Financial Intermediation Instruments
VII	Variable Income Instruments
FII	Fixed Income Instruments

The total investment portfolio deposited in the DCV consists in 95.3% of instruments issued in dematerialized form and by 4.7% in fitness.

The following table shows the evolution of the portfolio held in custody at the DCV.

## Holdings





### Composition of the local custody

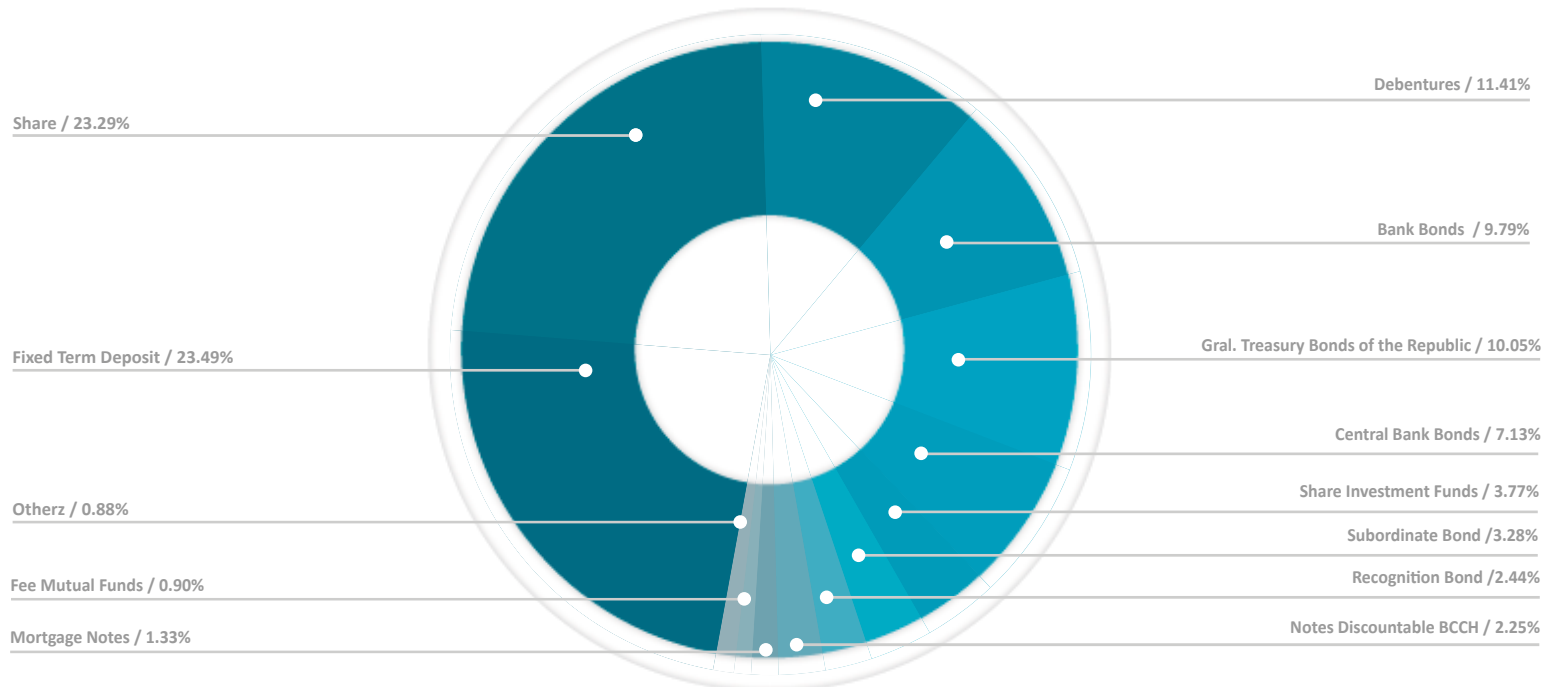
The investment portfolio deposited in the corresponding DCV local instruments, UF reached 6.597 million (288.1 billion dollars) at the end of May 2014, representing an increase of 0.4% from the previous month and a decrease of 1.6% compared to May 2013.

The total of the local custody is comprised of the balance in position accounts equivalent to UF 6,481.7 million, in addition to UF 115.7 million in Active Affiliates Recognition Bonds (BRAA) maintained in inventory accounts.

The total national investment portfolio on deposit with DCV is comprised 95.3% of instruments issued in dematerialized form, and 4.7% issued in physical form.

The composition of the local custody according to type of instrument is as follows:

### Composition of the National Holdings May 2014





### Composition of the international custody

The volume of the international custody amounted to UF 21,7 million (USD 947 million) at the close of May 2014, representing a 1.2% decrease relative to the previous month, and an 54.5 % increase in relation to May 2013.

The total of the international custody is comprised of the international custody balance equivalent to UF 18,7 million, in addition to UF 3.0 million, corresponding to the balance of the securities in custody traded in the foreign securities exchange (BE).

The composition of the international custody according to the type of instrument is as follows:



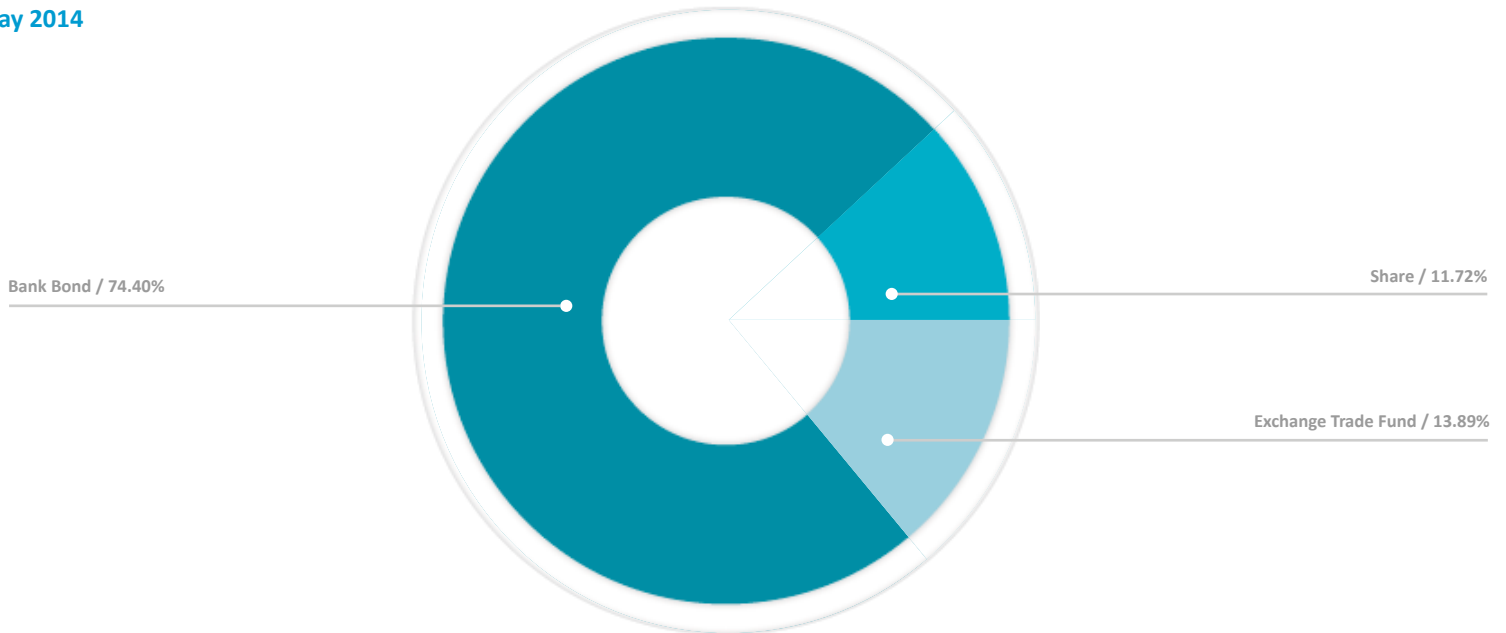
■ VII 26%  
■ FII 74%

VII	Variable Income Instruments
FII	Fixed Income Instruments

It is important to mention that these holdings are completely dematerialized.

The composition of the international custody according to type of instrument is as follows:

### Composition of the International Holdings May 2014



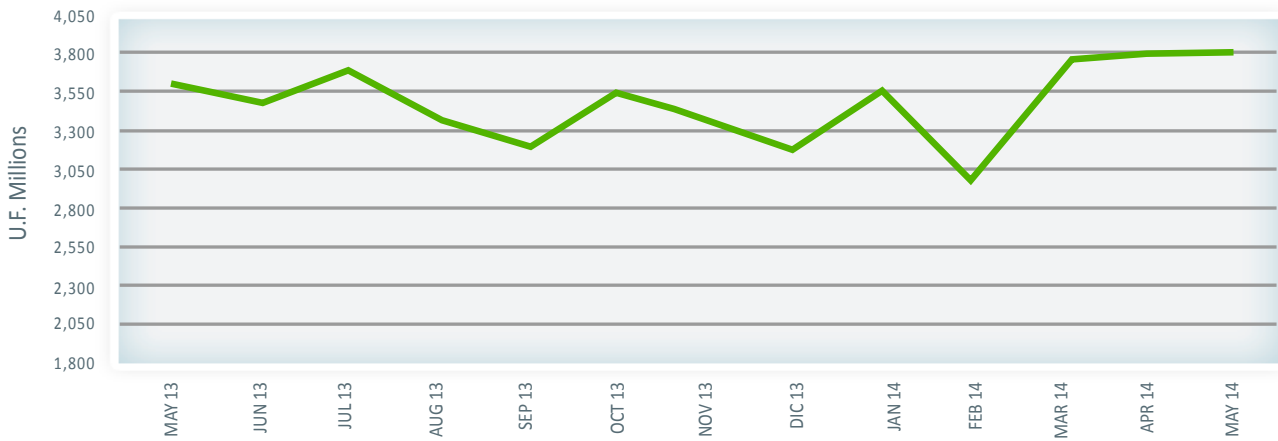


## UF transactions registered DCV

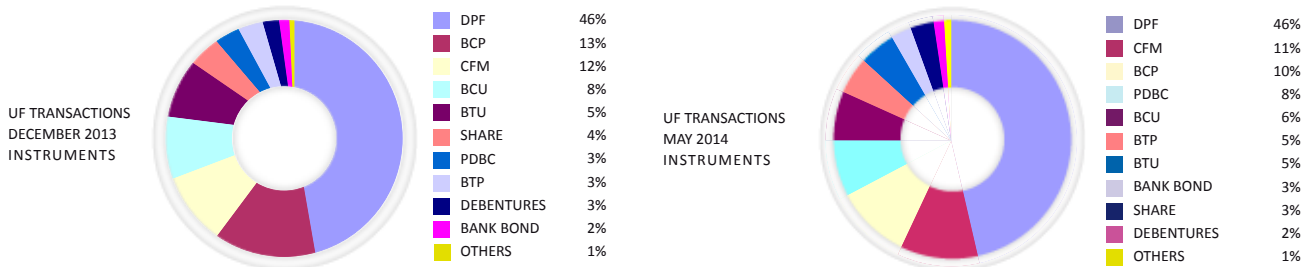
The volume of transactions registered with DCV in May 2014 amounted to UF 3,817 million (USD 166,7 billion), which represents a 0.5% increase relative to the volume traded and registered the previous month, and a 5.6% increase compared to May 2013.

The following graph shows the progression of the amounts registered in DCV systems during the period between May 2013 and May 2014.

## UF transactions registered in DCV



Los mayores volúmenes de transacciones, en los períodos diciembre 2013 y abril 2014, se realizaron sobre los siguientes instrumentos.



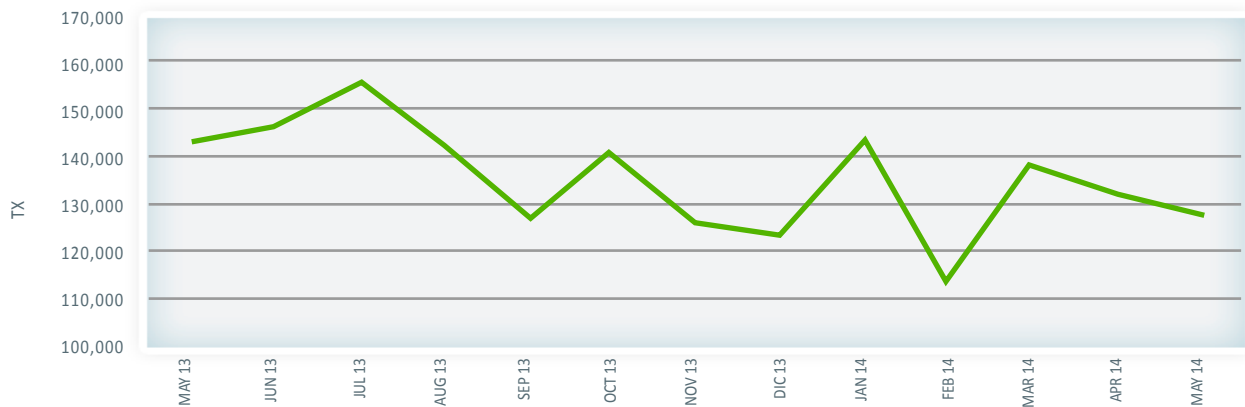


## Number of transactions recorded in the DCV

The number of transactions registered in DCV in May 2014 amounted to 128,199 a balance that represents a 3.2% decrease relative to the previous month, and a 10.8% decrease compared to the same month 2013.

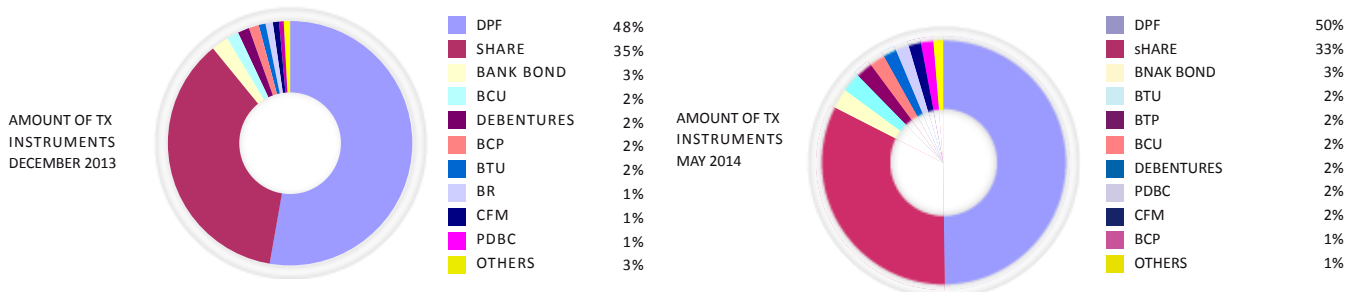
The following chart shows the progression of the number of transactions registered in DCV systems between May 2013 and May 2014:

## Number of transactions recorded in the DCV



In May 2014, the percentage of exchange transactions between brokers was 24.2% (24.7% in 2013), while the transactions between investors and brokers and the over the counter market amounted to 75.8% (75.3% in 2013). In addition, the number of transactions involving instruments that originate from private debt and variable income instruments was 88.6% (92.6% in 2013), and that of public debt, 10.4% (7.4% in 2013.).

The greatest number of transactions in the December 2013 and May 2014 periods involved the following instruments:





## Transactions registered in DCV – Forward Service

### Contract subscriptions – Type of CLP – UF Forward operations

The amount of CLP – UF Forward operations registered in DCV at May 2014 amounted to UF 100 million, which represents a 2.9% decrease relative to the amounts registered during the previous month.

The following chart shows the progression of the contracts registered in the period between May 2013 and May 2014.

### Subscription contracts - Exchange Operations in million CLP-UF

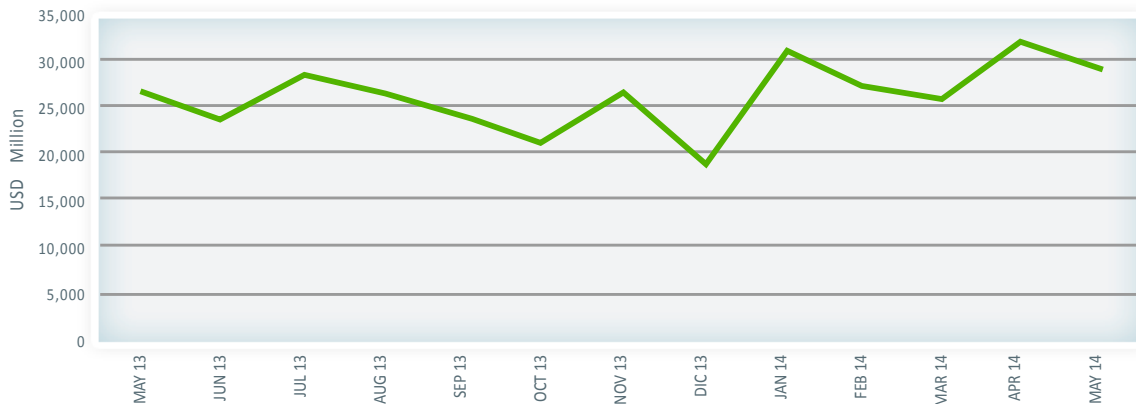


### Subscriptions Contract - Forward Exchange operations CLP - USD

The amount of Forward contracts CLP - USD recorded in the DCV in May 2014 reached USD 29.2billion, representing an decrease of 10.1% compared to the amounts recorded in the previous month.

The following graph shows the evolution of contracts recorded during the period May 2013 and May 2014 shows.

### Subscription Contract Operations Type million CLP-USD





## Number of contracts registered

The number of contracts registered in the DCV, in the month of May 2014, reached 3,524 representing a decrease of 13.6% from the previous month.

The following graph shows the evolution of contracts registered in the period May 2013 to May 2014.

## Number of contracts registered

