

MONTHLY REPORT ON OPERATIONAL VOLUMES December 2014

Total portfolio deposited with DCV increase by 2.2%

The total balance of the investment portfolio on deposit with DCV at the close of December 2014 totals UF 6,751 million, equivalent to USD 273.7 billion. This represents a 2.2 % decrease relative to the previous month's balance and a 4.2% increase in relation to December 2013. This total amount in custody is comprised 99.6% by local custody (98.4% by securities position accounts, and 1.6% by BRAA accounts) and 0.4% by international custody.

The total portfolio by type of instrument at December 2014 is comprised as follows:



FFI 24.5%

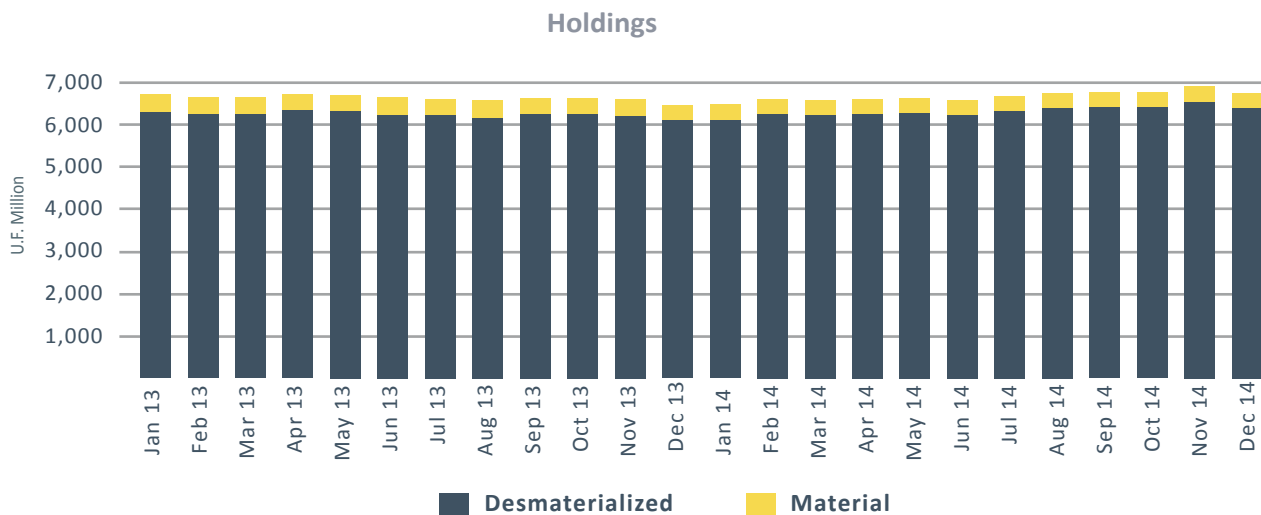
VII 26.8%

FII 48.7%

FFI	Financial Intermediation Instruments
VII	Variable Income Instruments
FII	Fixed Income Instruments

The total investment portfolio deposited in the DCV consists in 95.5% of instruments issued in dematerialized form and by 4.5% in fitness.

The following table shows the evolution of the portfolio held in custody at the DCV.



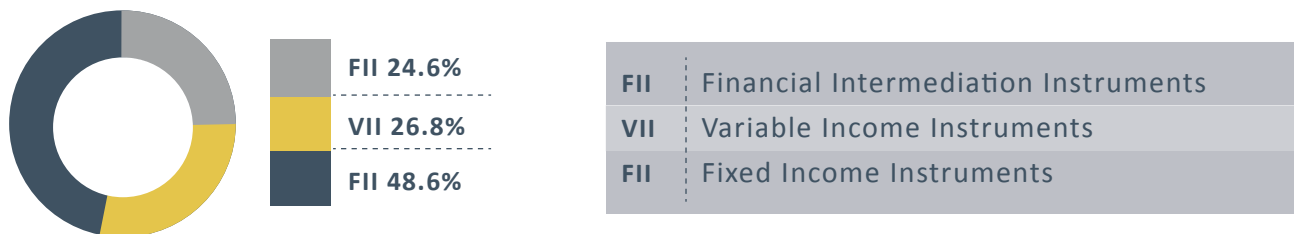
MONTHLY REPORT ON OPERATIONAL VOLUMES December 2014

Composition of the local custody

The investment portfolio deposited in the corresponding DCV local instruments, UF reached 6.727 million (272.8 billion dollars) at the end of December 2014, representing an decrease of 2.2% from the previous month and a increase of 4.2% compared to December 2013.

The total of the local custody is comprised of the balance in position accounts equivalent to UF 6,619 million, in addition to UF 108 million in Active Affiliates Recognition Bonds (BRAA) maintained in inventory accounts.

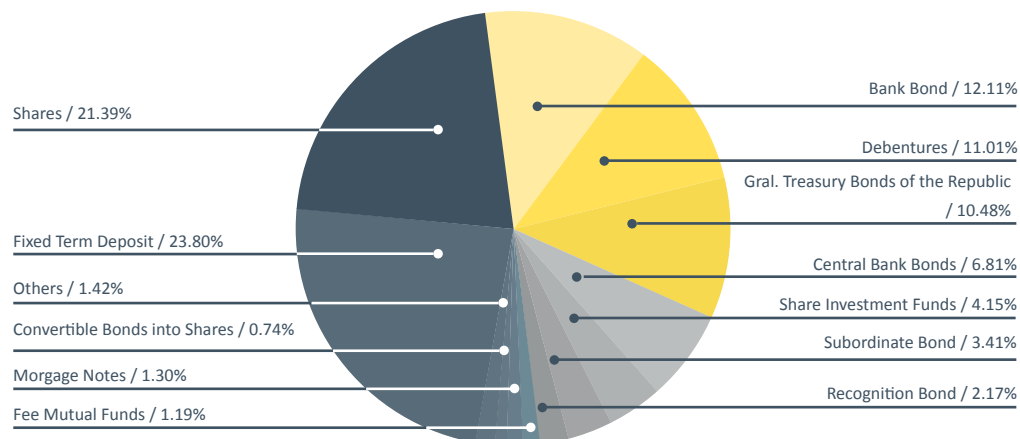
The composition of the local custody according to type of instrument is as follows:



The total national investment portfolio on deposit with DCV is comprised 95.4% of instruments issued in dematerialized form, and 4.5% issued in physical form.

The composition of the local custody according to type of instrument is as follows:

Composition of the National Holdings



MONTHLY REPORT ON OPERATIONAL VOLUMES December 2014

Composition of the international custody

The volume of the international custody amounted to UF 23.7 million (USD 963.6 million) at the close of December 2014, representing a 0.2% decrease relative to the previous month, and an 14.6 % increase in relation to December 2013.

The total of the international custody is comprised of the international custody balance equivalent to UF 20.4 million, in addition to UF 3,3 million, corresponding to the balance of the securities in custody traded in the foreign securities exchange (BE).

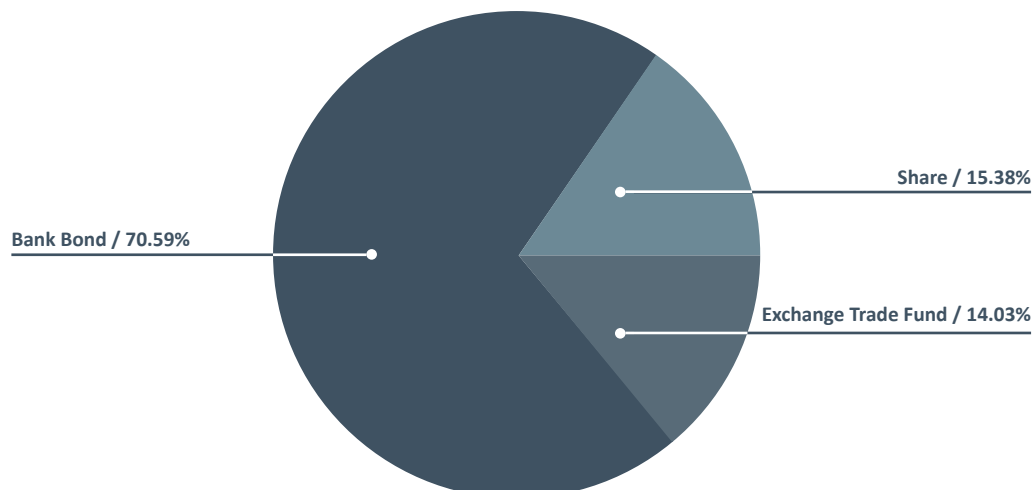
The composition of the international custody according to the type of instrument is as follows:



It is important to mention that these holdings are completely dematerialized.

The composition of the international custody according to type of instrument is as follows:

Composition of the international Holding

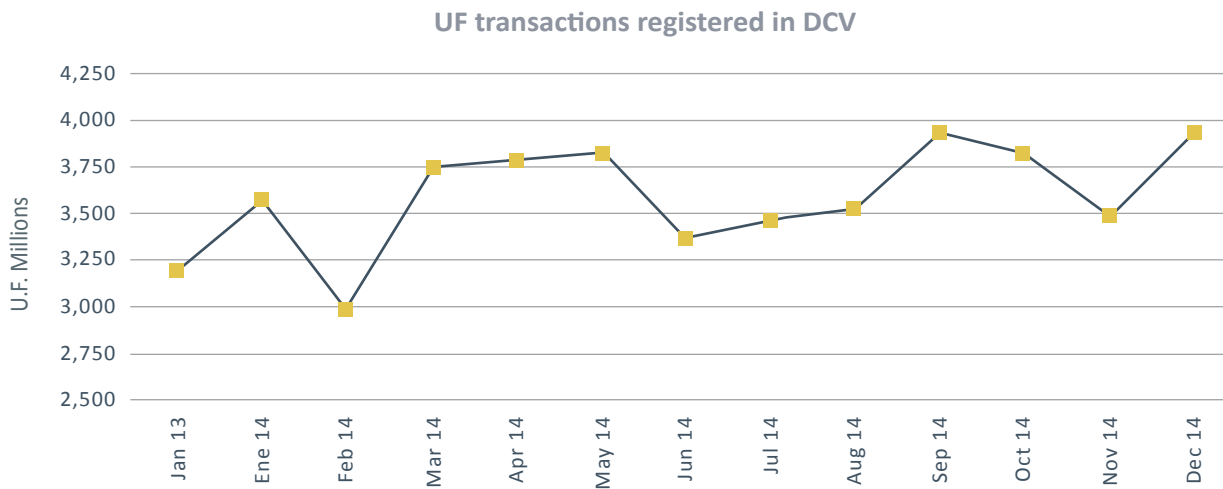


MONTHLY REPORT ON OPERATIONAL VOLUMES December 2014

UF transactions registered DCV

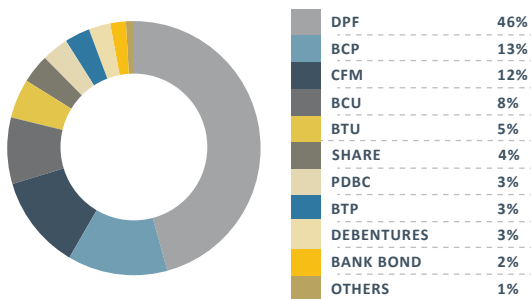
The volume of transactions registered with DCV in December 2014 amounted to UF 3,920 million (USD 143.558.9 billion), which represents a 12% increase relative to the volume traded and registered the previous month, and a 22.9% increase compared to December 2013.

The following graph shows the progression of the amounts registered in DCV systems during the period between December 2013 and December 2014.

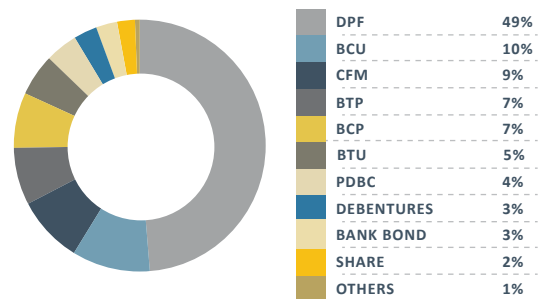


The largest volumes of transactions in December 2013 and October 2014 periods were performed on the following instruments.

UF Transactions December 2013 Instruments



UF Transactions December 2014 Instruments

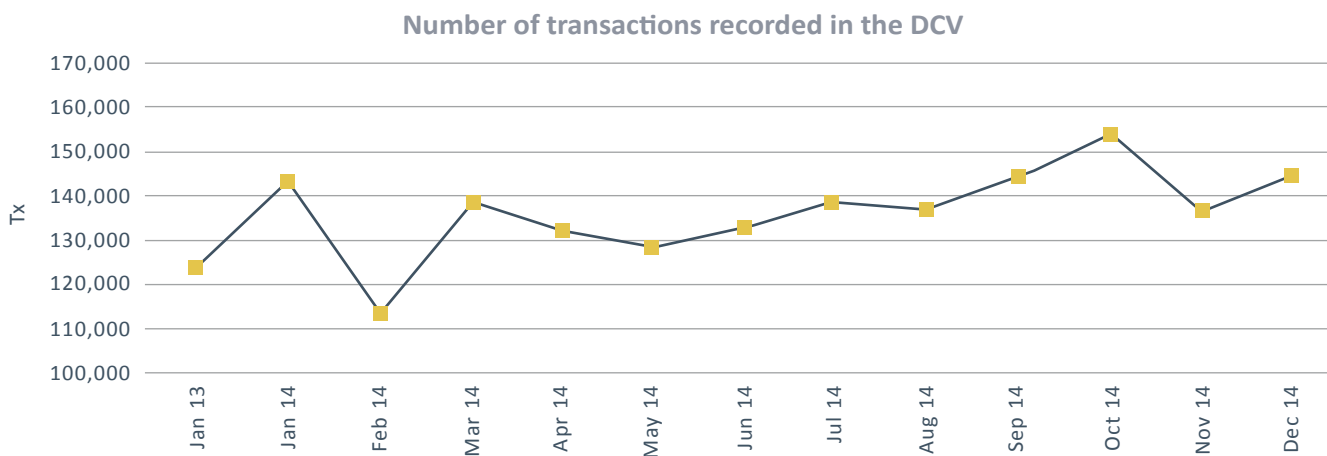


MONTHLY REPORT ON OPERATIONAL VOLUMES December 2014

Number of transactions recorded in the DCV

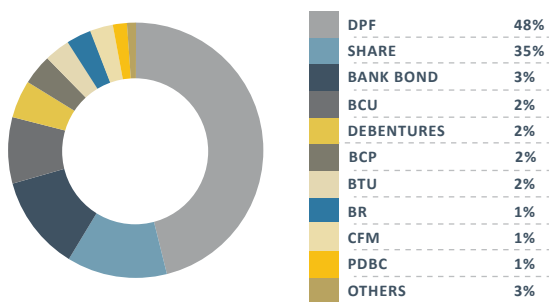
The number of transactions registered in DCV in December 2014 amounted to 134.272 a balance that represents a 5.6% increase relative to the previous month, and a 16.9% increase compared to the same month 2013.

The following chart shows the progression of the number of transactions registered in DCV systems between December 2013 and December 2014:

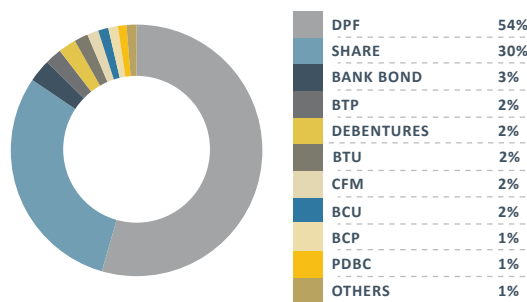


The greatest number of transactions in the December 2013 and October 2014 periods involved the following instruments:

Amount of TX instruments December 2013



Amount of TX instruments December 2014



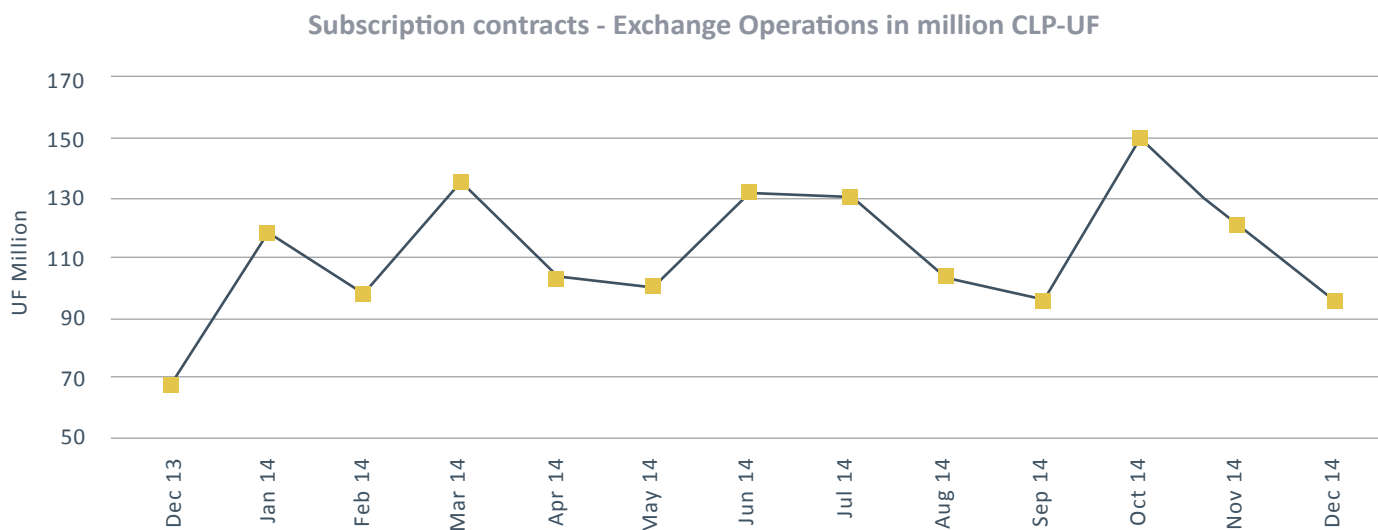
MONTHLY REPORT ON OPERATIONAL VOLUMES December 2014

Transactions registered in DCV – Forward Service

Contract subscriptions – Type of CLP – UF Forward operations

The amount of CLP – UF Forward operations registered in DCV at December 2014 amounted to UF 96 million, which represents a 20.3% increase relative to the amounts registered during the previous month.

The following chart shows the progression of the contracts registered in the period between December 2013 and December 2014.



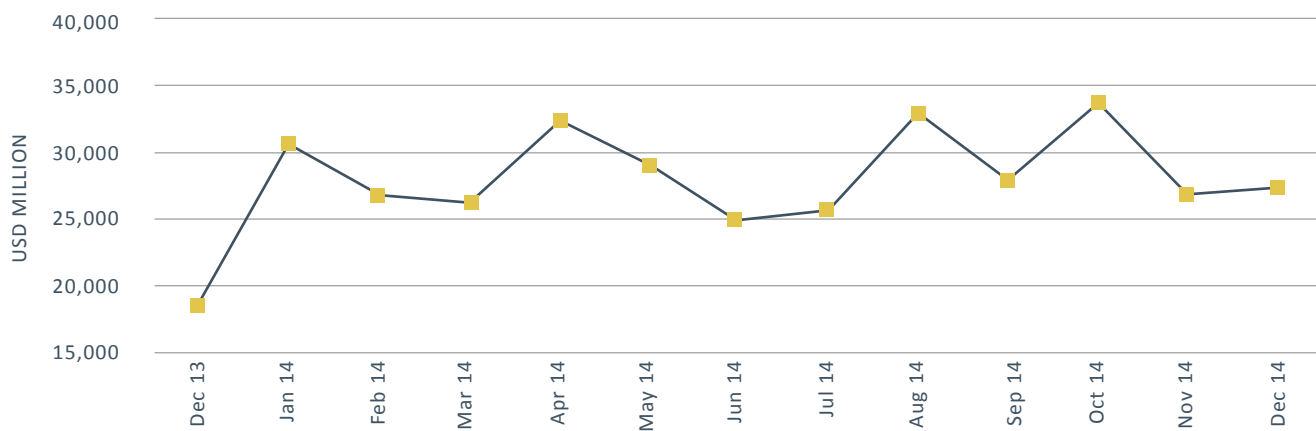
Subscriptions Contract - Forward Exchange operations CLP - USD

The amount of Forward contracts CLP - USD recorded in the DCV in December 2014 reached USD 27.4 billion, representing an increase of 2.5% compared to the amounts recorded in the previous month.

MONTHLY REPORT ON OPERATIONAL VOLUMES December 2014

The following graph shows the evolution of contracts recorded during the period December 2013 and December 2014 shows.

Subscription Contract Operations Type million CLP-USD



Number of contracts registered

The number of contracts registered in the DCV, in the month of December 2014, reached 3,930 representing an increase of 4.1% from the previous month.

The following graph shows the evolution of contracts registered in the period December 2013 to December 2014.

Number of contracts registered

