

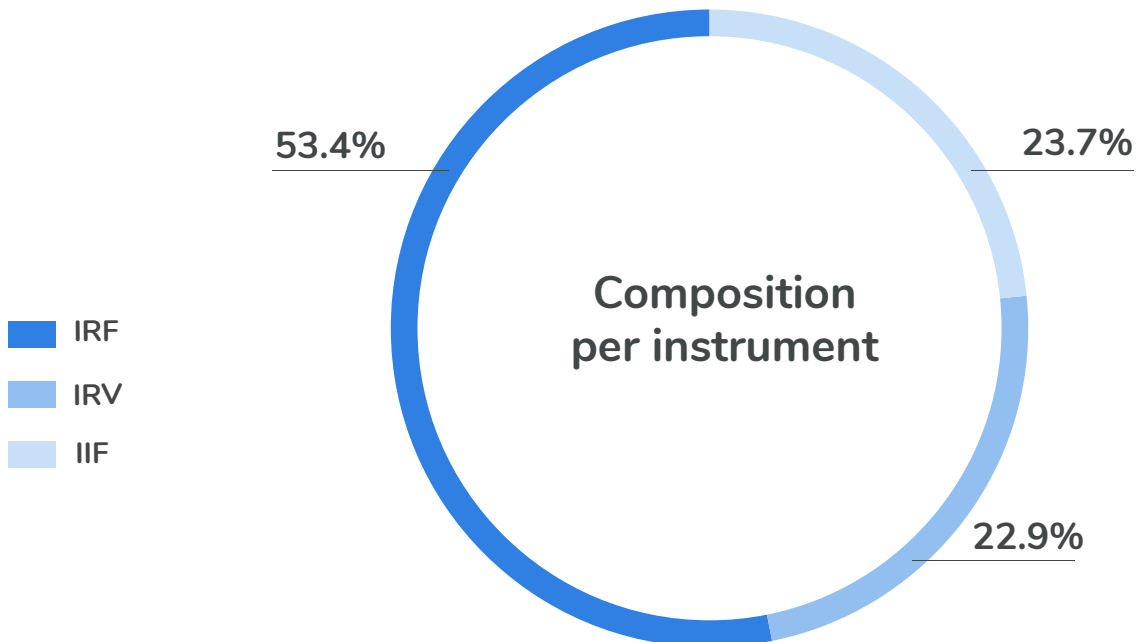
The total portfolio deposited in DCV at the end of the month of March 2023 is

UF 9,120.9 MILLION

This equates to US\$ 411,1 billion

Decreased 3.1%
compared to the previous months.

Increased 4.3%
compared to March 2022



98.6% electronic instruments and 1.4% printed instruments.

COMPOSITION OF THE NATIONAL CUSTODY

Balance of the National Portfolio
UF 9,032.8 millions

This equals US\$ 407.1 billion

Decreased 3,1%
 compared to the previous months.

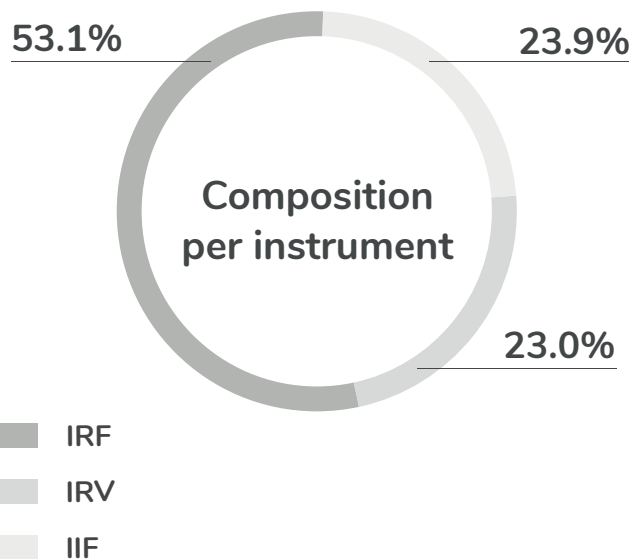
Increased 4.3%
 compared to March 2022

UF 9,017.8 millions
 in balance accounts.

UF 15 millions
 in BRAA.

Composition in the National Portfolio

Bank Bonds	16.8%
Shares	13.8%
Discountable promissory notes of the BCCH	12.8%
Debentures	12.2%
Fixed Term Deposits	11.0%
BCCh Bonds	10.6%
General Treasury Bonds	9.7%
Investment Funds Quotas	7.7%
Subordinated Bonds	3.2%
Mutual Fund Quotas	1.4%
Others	0.4%
Letters of Credit	0.2%
Non-Serial Trade Effects	0.2%



98.6% electronic instruments and 1.4% printed instruments.

COMPOSITION OF INTERNATIONAL CUSTODY

Balance of the National Portfolio
UF 88,1 millions

This equals US\$ 4,000 billion

Decreased 4%

compared to the previous months.

Increased 6%

compared to March 2022

UF 79.1 millions

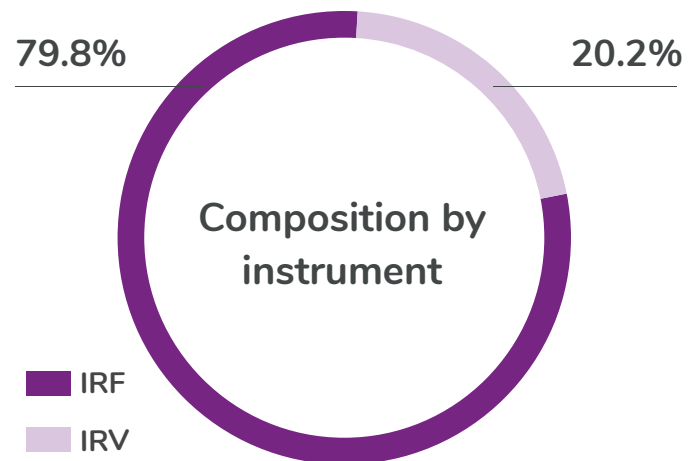
in international custody

UF 9 millions

Balance of custody of securities traded in the BVE.

Composition in the International Portfolio

Bank Bonds	79.8%
Exchange Traded Fund	10.2%
Shares	9.1%
Fund Quotas Foreign Mutuals	0.9%



Totally dematerialized.

UF TRANSACTIONS REGISTERED IN THE DCV

Amount of transactions registered during the month of March

UF 4,228 millions

This equals US\$ 190.6 billion

Increased 15%
compared to the previous months.

Decreased 22.2%
compared to March 2022

Greater Volume of transaction in UF per instrument to:

December 2022

March 2023

PDBC	49.3%	PDBC	57.6%
DPF	20.1%	DPF	16.8%
CFM	10,2%	CFM	8.9%
Bank Bond	7.9%	Bank Bond	4.6%
BTU	4.3%	BTP	4.3%
BTP	3.1%	BTU	3.3%
Shares	2.8%	Shares	3.2%
Debentures	1.4%	Debentures	0.9%
Others	0.4%	Trade Effects	0.3%
CFI	0.3%	Subordinated bonds	0.1%
Subordinated Bonds	0.2%	Others	0.0%

NUMBER OF TRANSACTIONS

Registered during the month of March

130,260

Increased 57%
compared to the previous months.

Increased 16.2%
compared to March 2022

Greater Volume of transactions per instrument to:

December 2022		March 2023	
Shares	53.4%	Shares	62.7%
DPF	17.5%	DPF	14.0%
PDBC	8.5%	PDBC	8.6%
Bank Bond	5.7%	BTP	3.2%
BTP	3.3%	Bank Bond	3.2%
BTU	3.1%	BTU	2.6%
CFI	3.0%	CFI	2.5%
Debentures	2.4%	CFM	1.5%
CFM	1.9%	Debentures	0.9%
Others	0.9%	Others	0.6%
ETF	0.3%	ETF	0.2%