

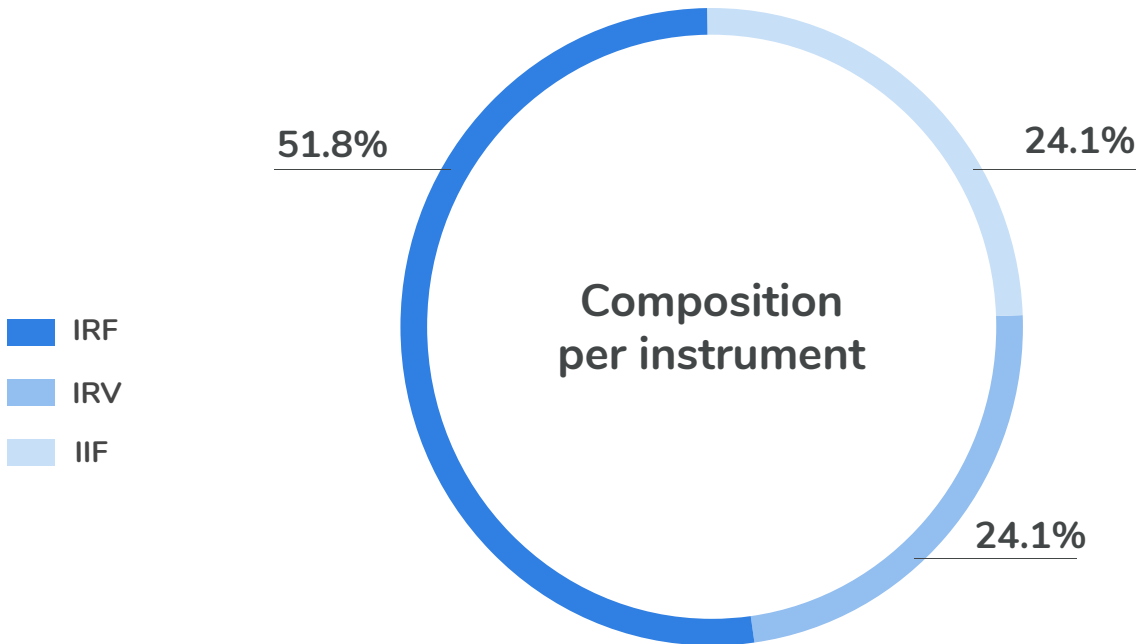
The total portfolio deposited in DCV at the end of the month of November 2022 is

**UF 9,443.6 MILLION**

This equates to US\$ 363 billion

**Decreased 3.2%**  
compared to the previous months.

**Increased 7.2%**  
compared to November 2022



98.8% electronic instruments and 1.2% printed instruments.

# COMPOSITION OF THE NATIONAL CUSTODY

Balance of the National Portfolio

**UF 9,341.6 millions**

This equals US\$ 359.1 billion

**Decreased 1.7%**  
compared to the previous months.

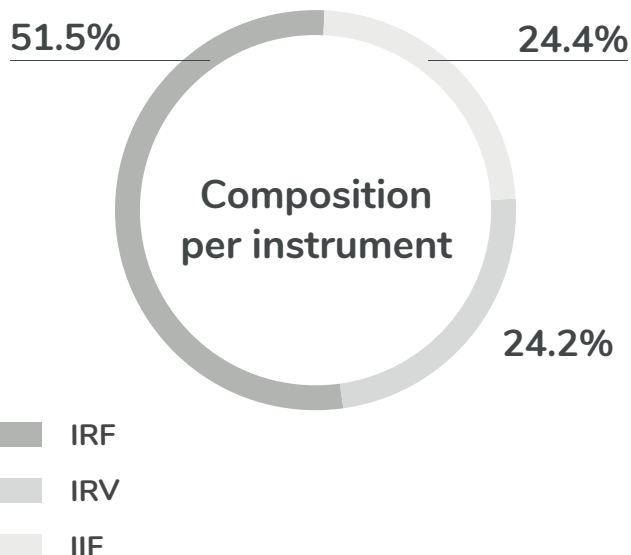
**Increased 5.8%**  
compared to November 2022

**UF 9,325.1 millions**  
in balance accounts.

**UF 16,5 millions**  
in BRAA.

## Composition in the National Portfolio

General Treasury Bonds	19.9%
Bank Bonds	15.9%
Shares	14.2%
Discountable promissory notes of the BCCH	12.7%
Debentures	11.7%
Fixed Term Deposits	11.5%
Investment Funds Quotas	7.7%
Subordinated Bonds	3.1%
Mutual Fund Quotas	2.2%
Others	0.4%
Bonds Convertible into Shares	0.3%
Letters of Credit	0.2%
Non-Serial Trade Effects	0.2%



98.7% electronic instruments and 1.3% printed instruments.

# COMPOSITION OF INTERNATIONAL CUSTODY

Balance of the National Portfolio  
**UF 101.9 millions**

This equals US\$ 3,918,1 billion

**Increased 0.9%**  
compared to the previous months.

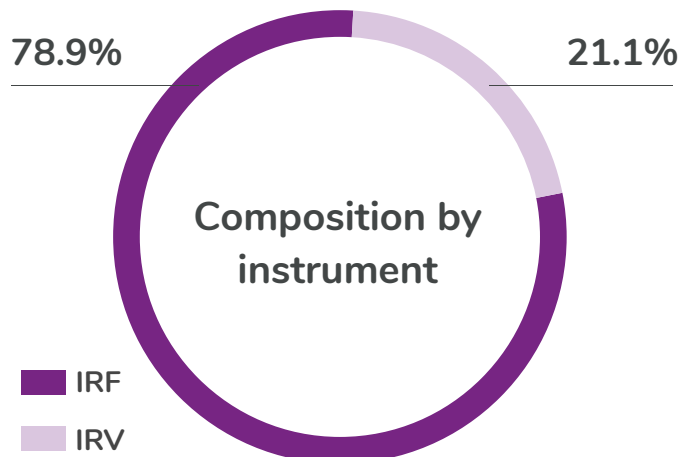
**Increased 9.1%**  
compared to November 2022

**UF 90.5 millions**  
in international custody

**UF 11.4 millions**  
Balance of custody of securities  
traded in the BVE.

## Composition in the International Portfolio

Bank Bonds	78.9%
Exchange Traded Fund	11.2%
Shares	9.0%
Fund Quotas Foreign Mutuals	0.9%



Totally dematerialized.

# UF TRANSACTIONS REGISTERED IN THE DCV

Amount of transactions registered during the month of November

**UF 4,030.6 millions**

This equals US\$ 154.9 billion

**Increased 6,2%**  
compared to the previous months.

**Decreased 9.7%**  
compared to November 2022

**Greater Volume of transaction in UF per instrument to:**

## December 2021

## November 2022

PDBC	55.3%	PDBC	48.2%
CFM	17.9%	DPF	20.6%
DPF	8.2%	CFM	10.0%
BTP	7.2%	Bonos Bancos	6,4%
BTU	3.9%	BTU	5.3%
Bank Bond	3.7%	BTP	4.3%
Shares	2.3%	Shares	2.6%
Debentures	0.8%	Debentures	2.0%
Others	0.3%	Others	0.3%
CFI	0.2%	CFI	0.2%
BCP	0.2%	Subordinated bonds	0.1%

# NUMBER OF TRANSACTIONS

Registered during the month of November

# 106,117

**Increased 30.6%**  
compared to the previous months.

**Decreased 2,5%**  
compared to November 2022

## Greater Volume of transactions per instrument to:

### December 2021

### November 2022

Shares	64.3%	Shares	55.4%
DPF	15.6%	DPF	19.8%
PDBC	5.8%	PDBC	7.7%
Bank Bond	3.3%	Bank Bond	4.4%
BTP	2.9%	BTP	3.3%
CFI	2.8%	BTU	2,9%
Debentures	1.7%	CFI	2.5%
BTU	1.6%	CFM	1.7%
CFM	1.4%	Debentures	1.5%
Others	0.5%	Others	0.6%
CFME	0.2%	ETF	0,2%