

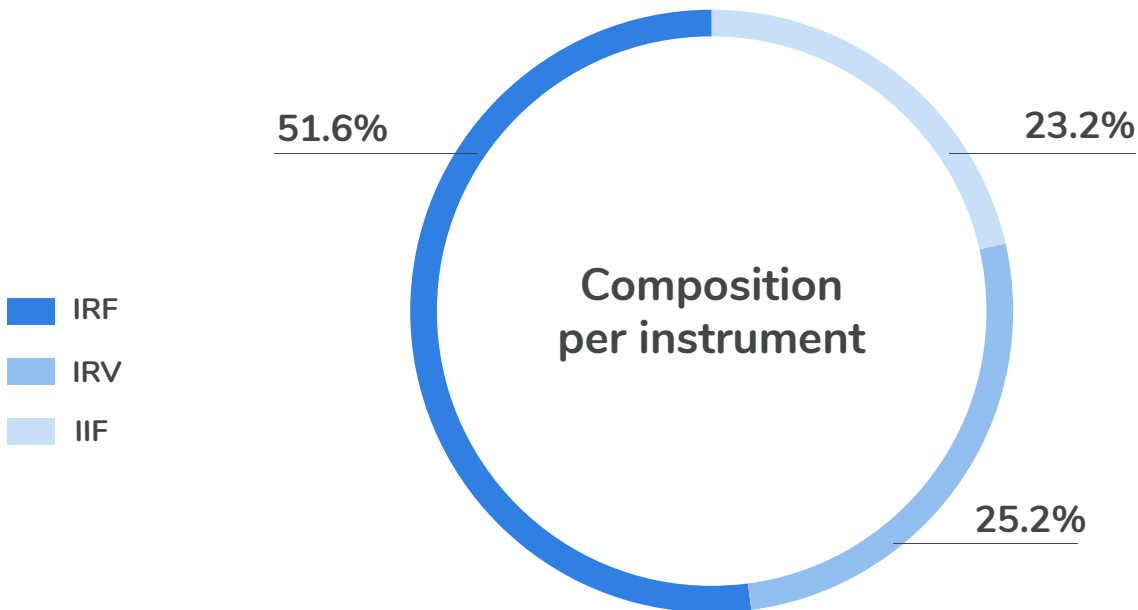
The total portfolio deposited with DCV during the month of July 2022 is

UF 9,280.1 MILLION

This equates to US\$ 340.3 billion

Decreased 0.1%
compared to the previous months.

Increased 1.6%
compared to July 2022



99.1% electronic instruments and 0.9% printed instruments.

COMPOSITION OF THE NATIONAL CUSTODY

Balance of the National Portfolio

UF 9,181.4 millions

This equals US\$ 336.6 billion

Decreased 0.1%
compared to the previous months.

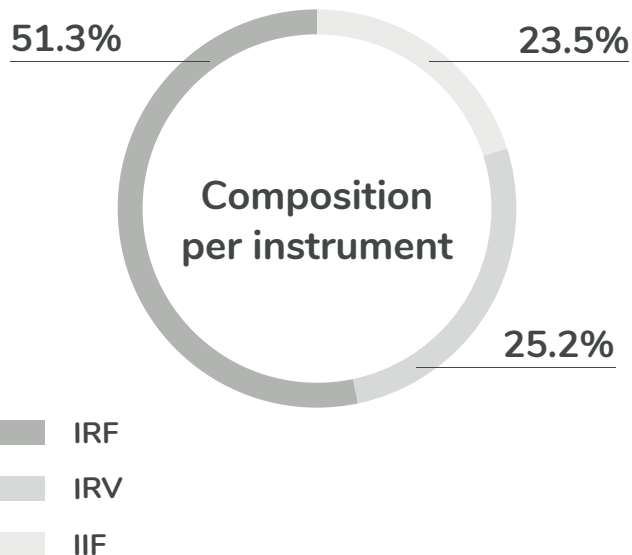
Increased 1.6%
compared to July 2022

UF 9,163.3 millions
in balance accounts.

UF 18.1 millions
in BRAA.

Composition in the National Portfolio

General Treasury Bonds	20.0%
Bank Bonds	15.8%
Shares	13.9%
Discountable promissory notes of the BCCH	13.4%
Debentures	11.2%
Fixed Term Deposits	9.9%
Investment Funds Quotas	9.0%
Subordinated Bonds	3.1%
Mutual Fund Quotas	2.2%
Others	0.7%
Bonds Convertible into Shares	0.3%
Letters of Credit	0.3%
Recognition Bonds	0.2%



99.1% electronic instruments and 0.9% printed instruments.

COMPOSITION OF INTERNATIONAL CUSTODY

Balance of the National Portfolio
UF 98.7 millions

This equals US\$ 3,617.7 billion

Increased 3.6%
compared to the previous months.

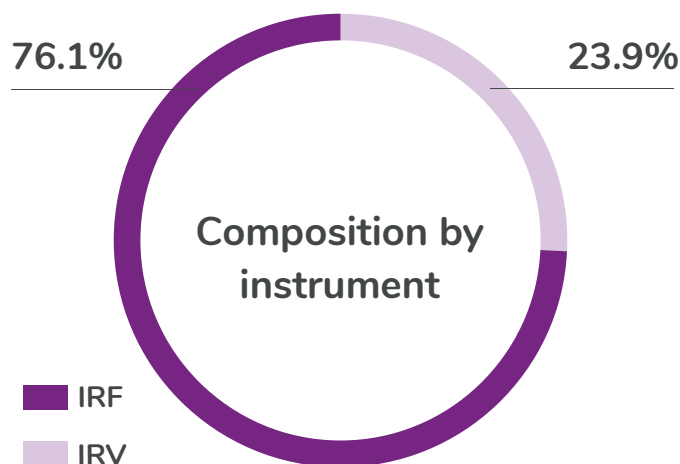
Decreased 5.4%
compared to July 2022

UF 86.4 millions
in international custody

UF 12.3 millions
Balance of custody of securities
traded in the BVE.

Composition in the International Portfolio

Bank Bonds	76.1%
Exchange Traded Fund	12.5%
Shares	10.4%
Fund Quotas Foreign Mutuals	1.0%



Totally dematerialized.

UF TRANSACTIONS REGISTERED IN THE DCV

Amount of transactions registered during the month of July

UF 4,470.7 millions

This equals US\$ 163.9 billion

Decreased 9.8%
compared to the previous months.

Decreased 13%
compared to July 2022

Greater Volume of transaction in UF per instrument to:

December 2021

July 2022

PDBC	55.3%	PDBC	59.5%
DPF	17.9%	DPF	20.6%
CFM	8.2%	CFM	7.0%
BTU	7.2%	Bank Bond	3.4%
BTP	3.9%	BTU	3.2%
Shares	3.7%	Shares	2.2%
Bank Bond	2.3%	BTP	1.9%
Debentures	0.8%	Debentures	1.4%
Others	0.3%	Subordinate Bond	0.5%
CFI	0.2%	Trade Effect	0.2%
Trade Effect	0.2%	Others	0.1%

NUMBER OF TRANSACTIONS

Registered during the month of July

87,370

Decreased 10,9%
compared to the previous months.

Decreased 6.9%
compared to July 2022

Greater Volume of transactions per instrument to:

December 2021

July 2022

Shares	64.3%	Shares	52.3%
DPF	15.6%	DPF	20.9%
PDBC	5.8%	PDBC	10.8%
Bank Bond	3.3%	Bank Bond	3.6%
BTP	2.9%	CFI	3.1%
CFI	2.8%	BTU	2.7%
Debentures	1.7%	BTP	2.1%
BTU	1.6%	CFM	1.9%
CFM	1.4%	Debentures	1.8%
Others	0.5%	Others	0.6%
CFME	0.2%	ETF	0.2%