

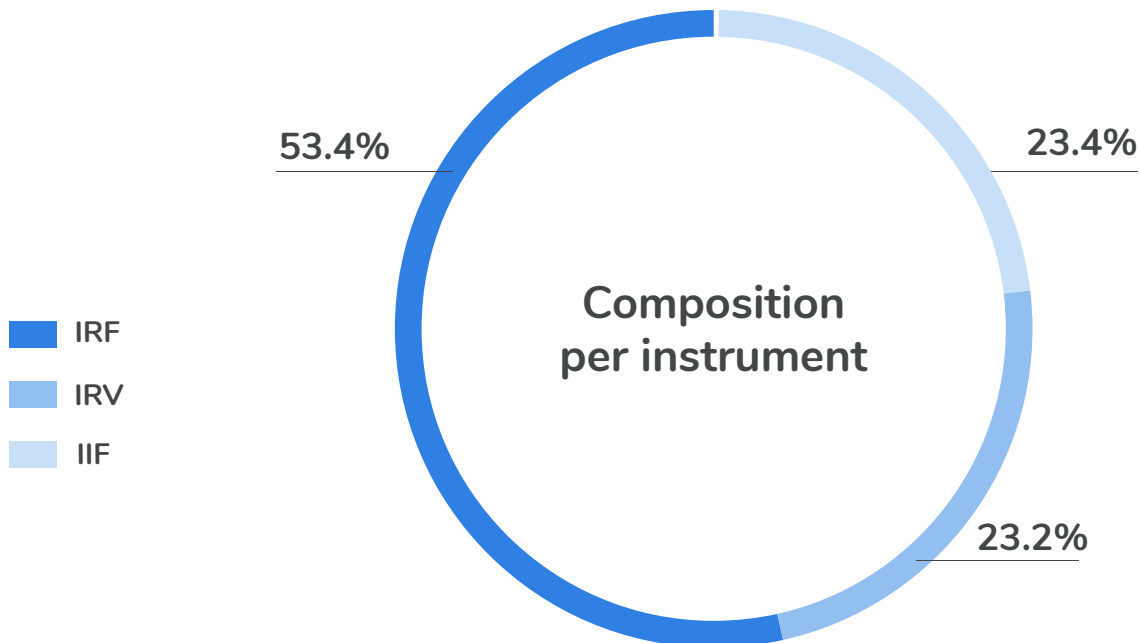
The total portfolio deposited in DCV at the end of the month of December 2022 is

UF 9,112.2 MILLION

This equates to **US\$ 372.2 billion**

Decreased 3.5%
compared to the previous months.

Increased 2.9%
compared to December 2022



98.7% electronic instruments and 1.3% printed instruments.

COMPOSITION OF THE NATIONAL CUSTODY

Balance of the National Portfolio

UF 9,017.5 millions

This equals US\$ 368,4 billion

Decreased 3.5%
compared to the previous months.

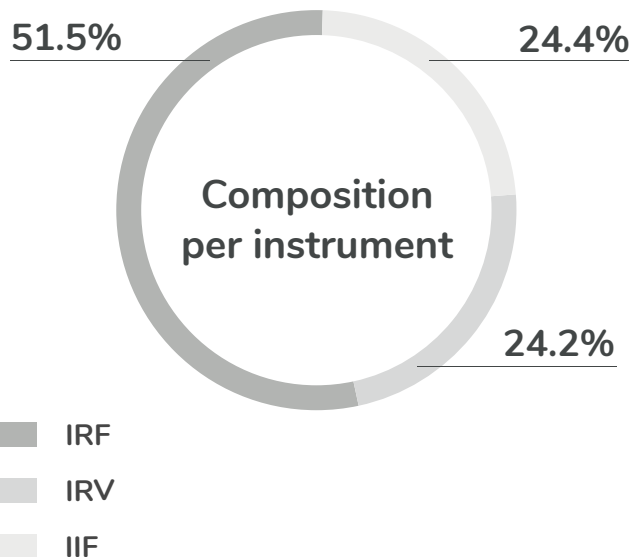
Increased 3%
compared to December 2022

UF 9,001.3 millions
in balance accounts.

UF 16.2 millions
in BRAA.

Composition in the National Portfolio

General Treasury Bonds	20.5%
Bank Bonds	16.5%
Shares	14.0%
Discountable promissory notes of the BCCH	12.1%
Debentures	12.0%
Fixed Term Deposits	11.3%
Investment Funds Quotas	7.8%
Subordinated Bonds	3.2%
Mutual Fund Quotas	1.3%
Others	0.6%
Bonds Convertible into Shares	0.3%
Letters of Credit	0.2%
Non-Serial Trade Effects	0.2%



98.7% electronic instruments and 1.3% printed instruments.

COMPOSITION OF INTERNATIONAL CUSTODY

Balance of the National Portfolio
UF 94.7 millions

This equals US\$ 3,867.2 billion

Decreased 7.1%
compared to the previous months.

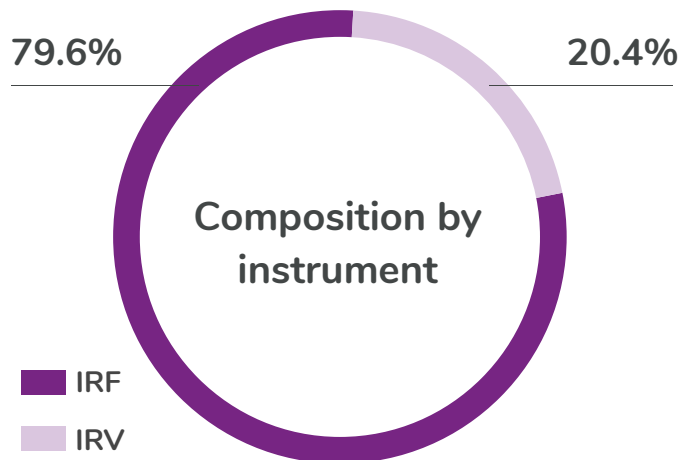
Decreased 1.4%
compared to December 2022

UF 84.2 millions
in international custody

UF 10.5 millions
Balance of custody of securities
traded in the BVE.

Composition in the International Portfolio

Bank Bonds	79.6%
Exchange Traded Fund	11.1%
Shares	8.3%
Fund Quotas Foreign Mutuals	1.0%



Totally dematerialized.

UF TRANSACTIONS REGISTERED IN THE DCV

Amount of transactions registered during the month of December

UF 4,166.5 millions

This equals US\$ 170.2 billion

Increased 3.4%
compared to the previous months.

Decreased 16.8%
compared to December 2022

Greater Volume of transaction in UF per instrument to:

December 2021

December 2022

PDBC	55.3%	PDBC	49.3%
CFM	17.9%	DPF	20.1%
DPF	8.2%	CFM	10.2%
BTP	7.2%	Bonos Bancos	7.9%
BTU	3.9%	BTU	4.3%
Bank Bond	3.7%	BTP	3.1%
Shares	2.3%	Shares	2.8%
Debentures	0.8%	Debentures	1.4%
Others	0.3%	Others	0.4%
CFI	0.2%	CFI	0.3%
BCP	0.2%	Subordinated bonds	0.2%

NUMBER OF TRANSACTIONS

Registered during the month of December

98,736

Decreased 7%
compared to the previous months.

Decreased 16.4%
compared to December 2022

Greater Volume of transactions per instrument to:

December 2021		December 2022	
Shares	64.3%	Shares	53.4%
DPF	15.6%	DPF	17.5%
PDBC	5.8%	PDBC	8.5%
Bank Bond	3.3%	Bank Bond	5.7%
BTP	2.9%	BTP	3.3%
CFI	2.8%	BTU	3.1%
Debentures	1.7%	CFI	3.0%
BTU	1.6%	Debentures	2.4%
CFM	1.4%	CFM	1.9%
Others	0.5%	Others	0.9%
CFME	0.2%	ETF	0.3%