

In the month of July, the total balance of the portfolio deposited in DCV is

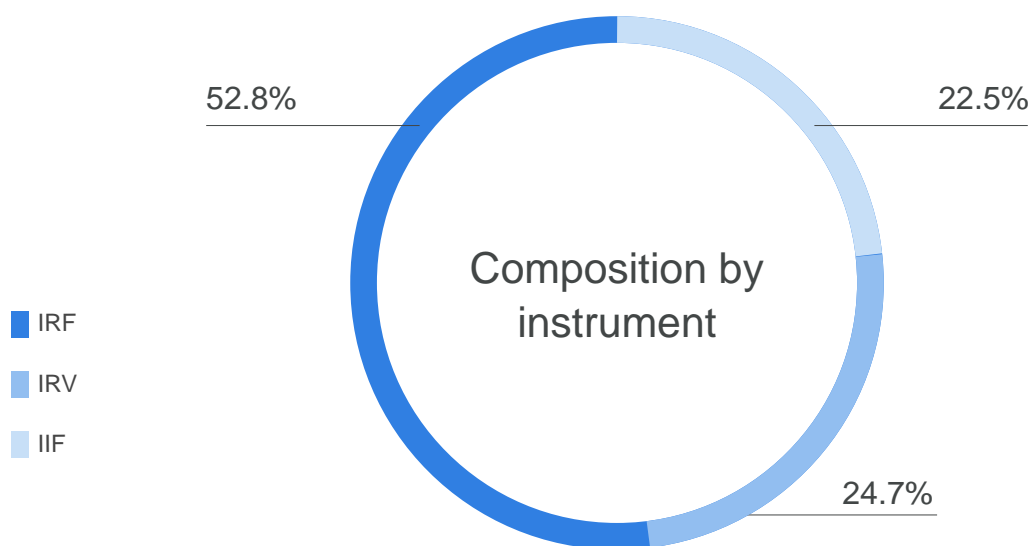
## UF 8,977.6 million

This equates to US \$ 330.1 billion



**Decreased 1.2%**  
compared to the previous months.

**Decreased 4.1%**  
compared to August 2019.



98,5% electronic instruments and 1.5% printed instruments.

# Composition of National Custody

Balance of the National Portfolio  
**UF 8,871.6 millions**

This equals US\$ 326.2 billion

**Decreased 1.2%**  
 compared to the previous months.

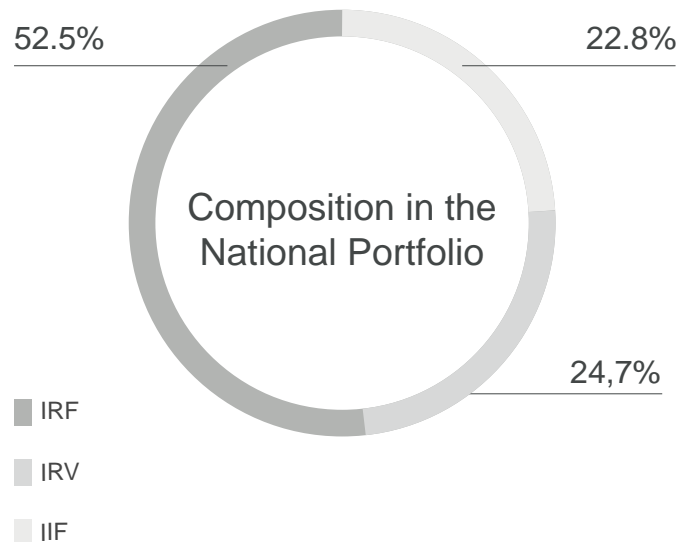
**Decreased 4.0 %**  
 compared to August 2019.

**UF 8,842 millions**  
 in balance accounts.

**UF 29.6 millions**  
 in BRAA.

## Composition in the National Portfolio

General Treasury Bonds	18.9%
Bank Bonds	16.4%
Fixed Term Deposits	14.4%
Shares	13.8%
Debentures	12%
Discountable promissory notes of the BCCH	8.2%
Investment Funds Quotas	8.2%
Mutual Fund Quotas	3.2%
Subordinated Bonds	2.7%
Others	0.9%
BCCH bonds	0.5%
Letters of Credit	0.4%
Recognition Bonds	0.4%



98.5% electronic instruments and 1.5% printed instruments.

# Composition of International Custody

Balance of the National Portfolio  
**UF 106 millions**

This equals US\$ 3,899.2 billion

**Increased 0.8%**  
compared to the previous month.

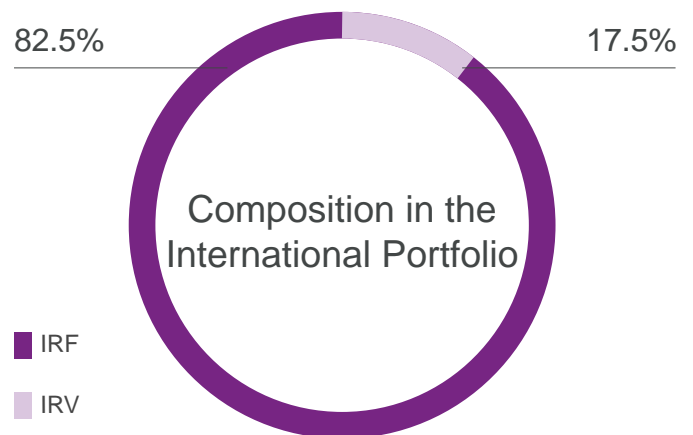
**Decreased 9.9%**  
compared to August 2019.

**UF 97.3 millions**  
in international custody

**UF 8.7 millions**  
In BVE

## Composition in the International Portfolio

Bank Bonds	82.5%
Exchange Traded Fund	8.3%
Shares	6.6%
Fund Quotas Foreign Mutuals	2.6%



Totally dematerialized.

# UF Transactions registered in the DCV

Transaction Amount

**UF 6,802.6 millions**

This equals US\$ 250.1 billion

**Decreased 2.3%**  
compared to the previous month.

**Increased 15.2%**  
compared to August 2019.

## Greater Volume of transaction in UF per instrument to:

### Instrumentos diciembre 2019

DPF	30.2%
CFM	21.8%
BTP	12.6%
PDBC	11.2%
BTU	8.6%
Bank Bond	5.1%
Shares	2.6%
BCU	2.6%
Debentures	2.5%
BCP	2.0%
Others	0.8%

### Instrumentos August 2019

PDBC	36.2%
CFM	32.4%
DPF	11.6%
BTP	6.9%
BTU	5.1%
Bank Bond	3.7%
Shares	2.1%
Debentures	1.6%
Others	0.2%
BCU	0.1%
BCP	0.1%

# Number of Transactions

Registered during the month of July

107,333

Decreased 12.5%  
compared to the previous month.

Decreased 27.7%  
compared to August 2019.

## Greater Volume of transactions per instrument to:

### Instrumentos diciembre 2019

Shares	40.8%
DPF	36.3%
Bank Bond	5.7%
Debentures	4.1%
BTP	3.3%
BTU	2.1%
PDBC	2.1%
CFM	2.1%
CFI	2.0%
Others	1.1%
BCU	0.4%

### Instrumentos August 2019

Shares	51.5%
DPF	21.9%
PDBC	5.7%
BTP	4.0%
BTU	3.8%
Bank Bond	3.5%
CFM	3.5%
Debentures	2.5%
CFI	2.1%
Others	1.1%
CFME	0.4%