

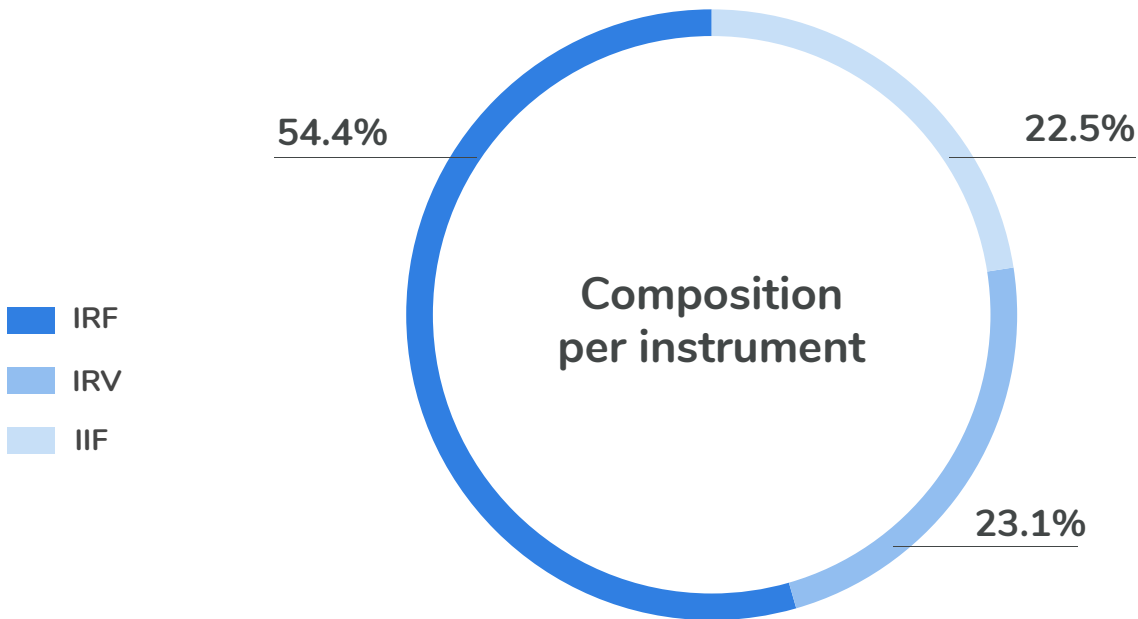
The total portfolio deposited with DCV during the month of September 2022 is

UF 9,302.1 MILLION

This equates to **US\$ 329.9 billion**

Increased 1.6%
compared to the previous months.

Increased 3.1%
compared to September 2022



98.9% electronic instruments and 1.1% printed instruments.

COMPOSITION OF THE NATIONAL CUSTODY

Balance of the National Portfolio

UF 9,202.9 millions

This equals US\$ 326.4 billion

Increased 1.6%
compared to the previous months.

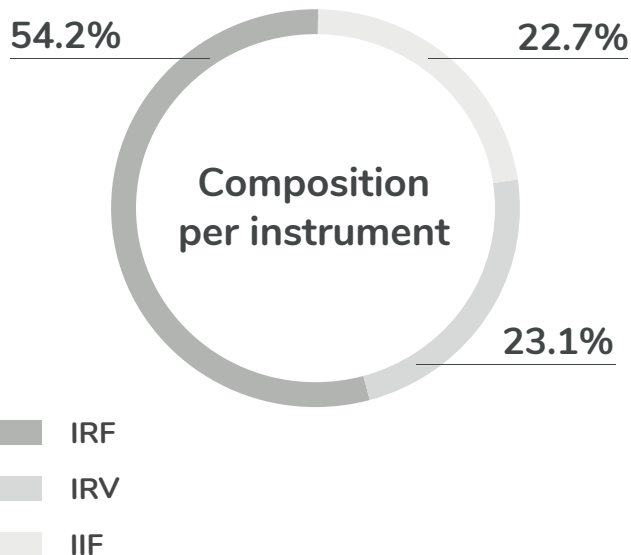
Increased 3.2%
compared to September 2022

UF 9,185.5 millions
in balance accounts.

UF 17.4 millions
in BRAA.

Composition in the National Portfolio

General Treasury Bonds	20.0%
Bank Bonds	15.6%
Shares	13.4%
Discountable promissory notes of the BCCH	12.2%
Debentures	11.8%
Fixed Term Deposits	10.4%
Investment Funds Quotas	7.4%
Subordinated Bonds	3.1%
Bonds Convertible into Shares	2.9%
Mutual Fund Quotas	2.3%
Others	0.5%
Letters of Credit	0.2%
Recognition Bonds	0.2%



98.9% electronic instruments and 1.1% printed instruments.

COMPOSITION OF INTERNATIONAL CUSTODY

Balance of the National Portfolio
UF 99.2 millions

This equals US\$ 3,516.3 billion

Increased 3.7%
compared to the previous months.

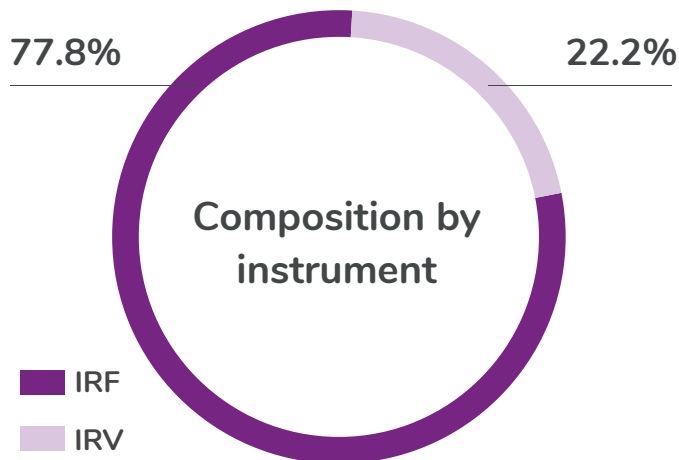
Decreased 1.3%
compared to September 2022

UF 87.9 millions
in international custody

UF 11.3 millions
Balance of custody of securities
traded in the BVE.

Composition in the International Portfolio

Bank Bonds	78.0%
Exchange Traded Fund	11.4%
Shares	9,6%
Fund Quotas Foreign Mutuals	1.0%



Totally dematerialized.

UF TRANSACTIONS REGISTERED IN THE DCV

Amount of transactions registered during the month of September

UF 4,191.7 millions

This equals US\$ 148.7 billion

Decreased 6.2%
compared to the previous months.

Decreased 11.9%
compared to September 2022

Greater Volume of transaction in UF per instrument to:

December 2021

September 2022

PDBC	55.3%	PDBC	58.3%
CFM	17.9%	DPF	17.0%
DPF	8.2%	CFM	8.0%
BTP	7.2%	BTU	5.3%
BTU	3.9%	BTP	3.6%
Bank Bond	3.7%	Shares	3.4%
Shares	2.3%	Bank Bond	3.0%
Debentures	0.8%	Debentures	0.8%
Others	0.3%	CFI	0.3%
CFI	0.2%	Others	0.2%
BCP	0.2%	Subordinate Bonds	0.1%

NUMBER OF TRANSACTIONS

Registered during the month of September

88,978

Decreased 14.9%
compared to the previous months.

Decreased 5.4%
compared to September 2022

Greater Volume of transactions per instrument to:

December 2021		September 2022	
Shares	64.3%	Shares	59.1%
DPF	15.6%	DPF	16.1%
PDBC	5.8%	PDBC	8.8%
Bank Bond	3.3%	BTU	3.3%
BTP	2.9%	Bank Bond	3.2%
CFI	2.8%	CFI	2.9%
Debentures	1.7%	BTP	2.7%
BTU	1.6%	CFM	1.7%
CFM	1.4%	Debentures	0.9%
Others	0.5%	Others	0.9%
CFME	0.2%	CFME	0.4%