

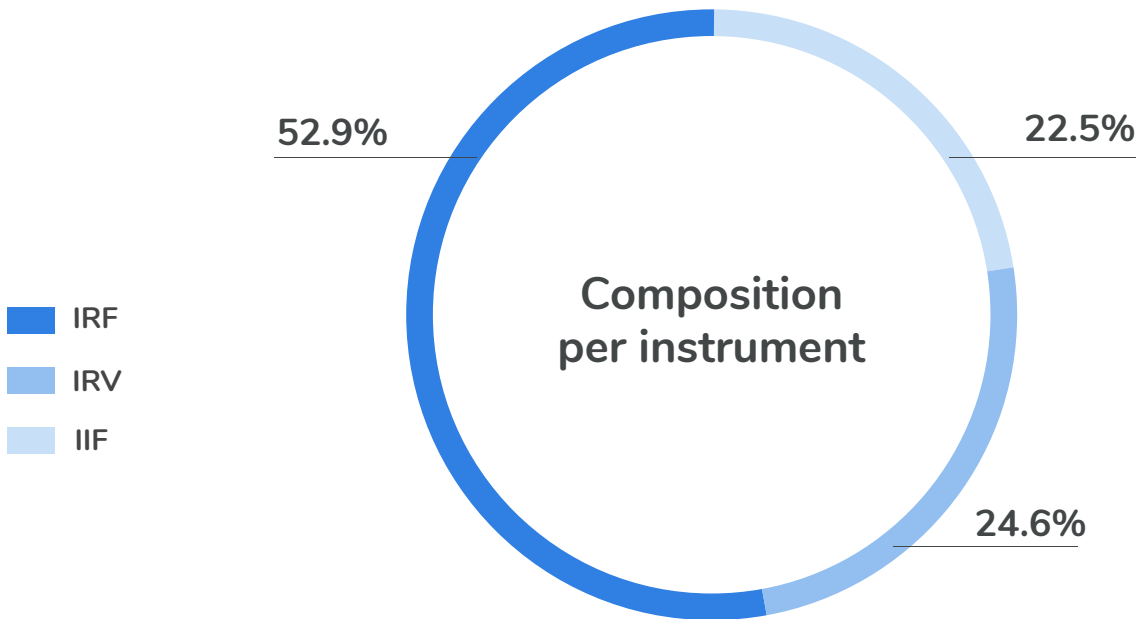
The total portfolio deposited with DCV during the month of August 2022 is

UF 9,151.6 MILLION

This equates to US\$ 351 billion

Decreased 1.4%
compared to the previous months.

Increased 2.9%
compared to August 2022



99% electronic instruments and 1% printed instruments.

COMPOSITION OF THE NATIONAL CUSTODY

Balance of the National Portfolio

UF 9,056 millions

This equals US\$ 347.4 billion

Decreased 1.4%
compared to the previous months.

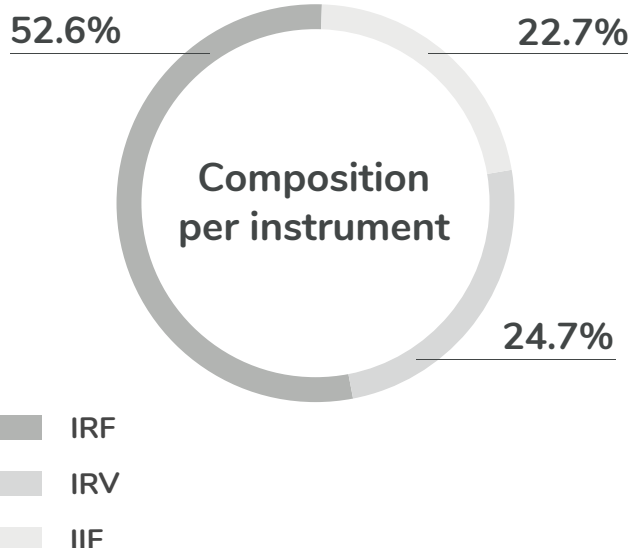
Increased 3%
compared to August 2022

UF 9,038.2 millions
in balance accounts.

UF 17.8 millions
in BRAA.

Composition in the National Portfolio

General Treasury Bonds	20.2%
Bank Bonds	16.1%
Shares	14.5%
Debentures	12.0%
Discountable promissory notes of the BCCH	11.8%
Fixed Term Deposits	10.8%
Investment Funds Quotas	7.5%
Subordinated Bonds	3.2%
Mutual Fund Quotas	2.6%
Others	0.5%
Bonds Convertible into Shares	0.3%
Letters of Credit	0.3%
Recognition Bonds	0.2%



99% electronic instruments and 1% printed instruments.

COMPOSITION OF INTERNATIONAL CUSTODY

Balance of the National Portfolio

UF 95.6 millions

This equals US\$ 3,667.5 billion

Decreased 3.1%
compared to the previous months.

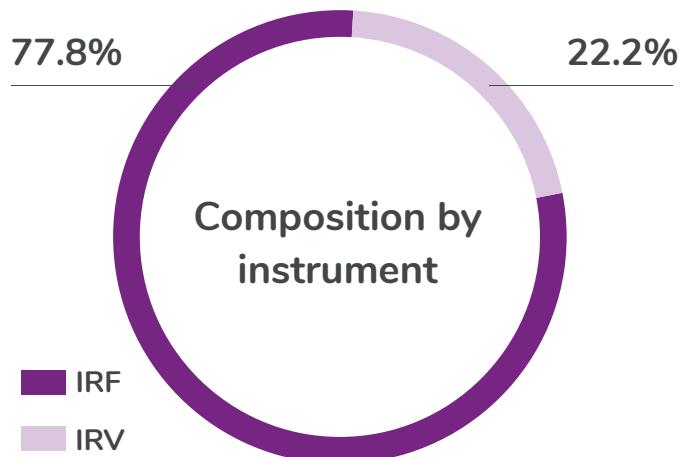
Decreased 5.6%
compared to August 2022

UF 84.5 millions
in international custody

UF 11.1 millions
Balance of custody of securities
traded in the BVE.

Composition in the International Portfolio

Bank Bonds	77.8%
Exchange Traded Fund	11.6%
Shares	9.6%
Fund Quotas Foreign Mutuals	1.0%



Totally dematerialized.

UF TRANSACTIONS REGISTERED IN THE DCV

Amount of transactions registered during the month of August

UF 4,466.5 millions

This equals US\$ 171.3 billion

Decreased 0.1%
compared to the previous months.

Increased 1.5%
compared to August 2022

Greater Volume of transaction in UF per instrument to:

December 2021

August 2022

PDBC	55.3%	PDBC	55.0%
CFM	17.9%	DPF	17.9%
DPF	8.2%	CFM	12.8%
BTP	7.2%	BTU	4.4%
BTU	3.9%	Shares	3.1%
Bank Bond	3.7%	Bank Bond	3.1%
Shares	2.3%	BTP	1.5%
Debentures	0.8%	Debentures	1.5%
Others	0.3%	Others	0.3%
CFI	0.2%	CFI	0.2%
BCP	0.2%	Trade Effect	0.2%

NUMBER OF TRANSACTIONS

Registered during the month of August

104,561

Decreased 19.7%
compared to the previous months.

Decreased 0.4%
compared to August 2022

Greater Volume of transactions per instrument to:

December 2021

August 2022

Shares	64.3%	Shares	57.7%
DPF	15.6%	DPF	18.7%
PDBC	5.8%	PDBC	8.3%
Bank Bond	3.3%	BTU	3.5%
BTP	2.9%	CFI	2.7%
CFI	2.8%	Bank Bond	2.5%
Debentures	1.7%	CFM	1.8%
BTU	1.6%	BTP	1.7%
CFM	1.4%	Debentures	1.3%
Others	0.5%	Others	1.2%
CFME	0.2%	ETF	0.6%