

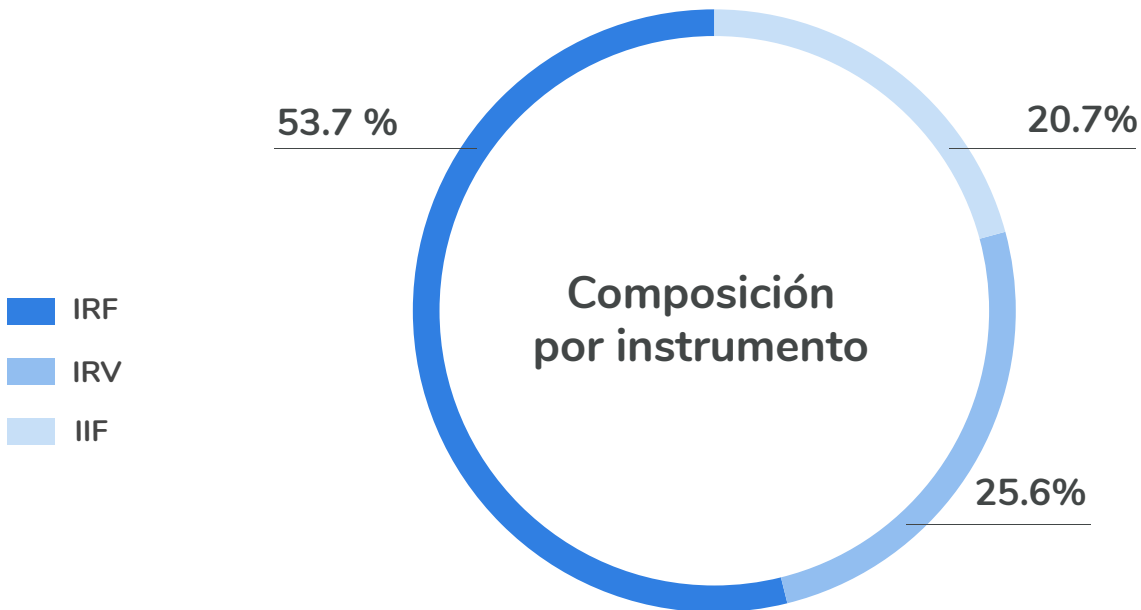
The total portfolio deposited with DCV during the month of April 2022 is

**UF 8,910.5 MILLION**

This equates to US\$ 334.7 billion

**Increased 1.9%**  
compared to the previous months.

**Increased 1.7%**  
compared to April 2022



99.1% electronic instruments and 0.9% printed instruments.

# COMPOSITION OF THE NATIONAL CUSTODY

Balance of the National Portfolio  
**UF 8,824.5 millions**

This equals US\$ 331.5 billion

**Increased 1.9%**  
compared to the previous months.

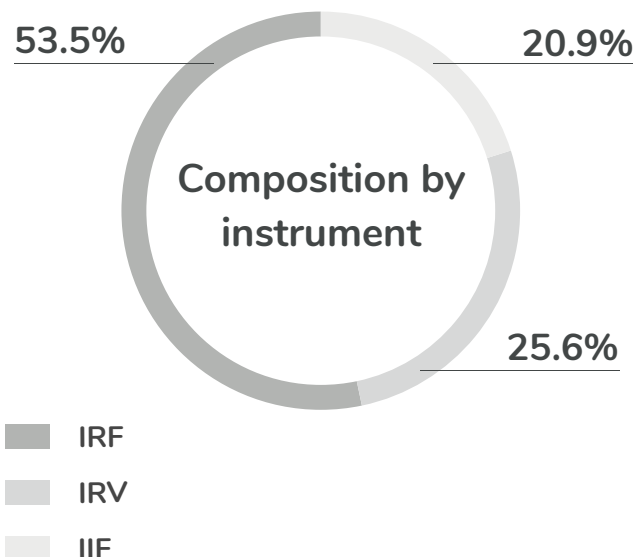
**Increased 0.9%**  
compared to April 2022

**UF 8,804.3 millions**  
in balance accounts.

**UF 20.2 millions**  
in BRAA.

## Composition in the National Portfolio

General Treasury Bonds	20.8%
Bank Bonds	16.4%
Shares	13.7%
Debentures	11.8%
Discountable promissory notes of the BCCH	11.8%
Investment Funds Quotas	9.3%
Fixed Term Deposits	8.9%
Subordinated Bonds	3.3%
Mutual Fund Quotas	2.5%
Others	0.7%
Bonds Convertible into Shares	0.3%
Letters of Credit	0.3%
Recognition Bonds	0.2%



99.1% electronic instruments and 0.9% printed instruments.

# COMPOSITION OF INTERNATIONAL CUSTODY

Balance of the National Portfolio

**UF 86 millions**

This equals US\$ 3,233.7 billion

**Increased 3.5%**  
compared to the previous months.

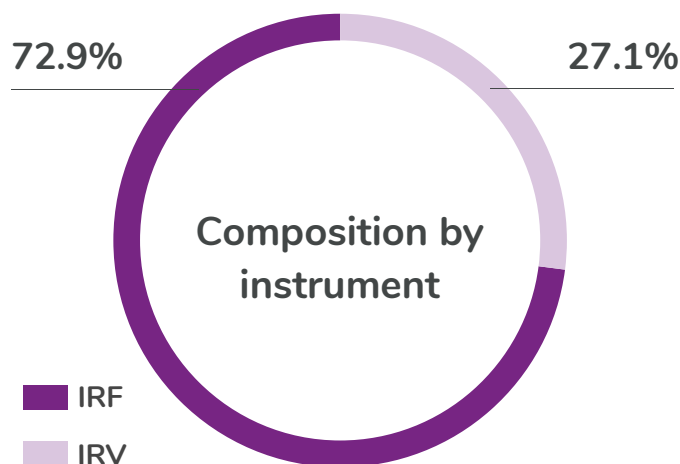
**Decreased 14.8%**  
compared to April 2022

**UF 73.9 millions**  
in international custody

**UF 12.2 millions**  
Balance of custody of securities  
traded in the BVE.

## Composition in the International Portfolio

Bank Bonds	72.9%
Exchange Traded Fund	14.1%
Shares	11.7%
Fund Quotas Foreign Mutuals	1.3%



Totally dematerialized.

# UF TRANSACTIONS REGISTERED IN THE DCV

Amount of transactions registered during the month of April

**UF 4,602.7 millions**

This equals US\$ 172.9 billion

**Decreased 15.3%**  
compared to the previous months.

**Decreased 8.9%**  
compared to April 2022

**Greater Volume of transaction in UF per instrument to:**

## December 2021

## April 2022

PDBC	55.3%	PDBC	54.9%
DPF	17.9%	DPF	15.5%
CFM	8.2%	CFM	13.2%
BTU	7.2%	BTU	5.9%
BTP	3.9%	BTP	2.8%
Shares	3.7%	Share	2.8%
Bank Bond	2.3%	Bank Bond	2.7%
Debentures	0.8%	Debentures	1.5%
Others	0.3%	Trade Effect	0.3%
CFI	0.2%	Others	0.3%
Trade Effect	0.2%	CFI	0.1%

# NUMBER OF TRANSACTIONS

Registered during the month of April

## 83,297

**Decreased 25.7%**  
compared to the previous months.

**Decreased 26.2%**  
compared to April 2022

## Greater Volume of transactions per instrument to:

### December 2021

### April 2022

Shares	64.3%	Share	52.0%
DPF	15.6%	DPF	18.4%
PDBC	5.8%	PDBC	10.4%
Bank Bond	3.3%	BTU	4.5%
BTP	2.9%	Bank Bond	3.9%
CFI	2.8%	CFI	3.1%
Debentures	1.7%	Debentures	2.5%
BTU	1.6%	CFM	2.1%
CFM	1.4%	BTP	1.9%
Others	0.5%	Others	0.9%
CFME	0.2%	CFME	0.3%