

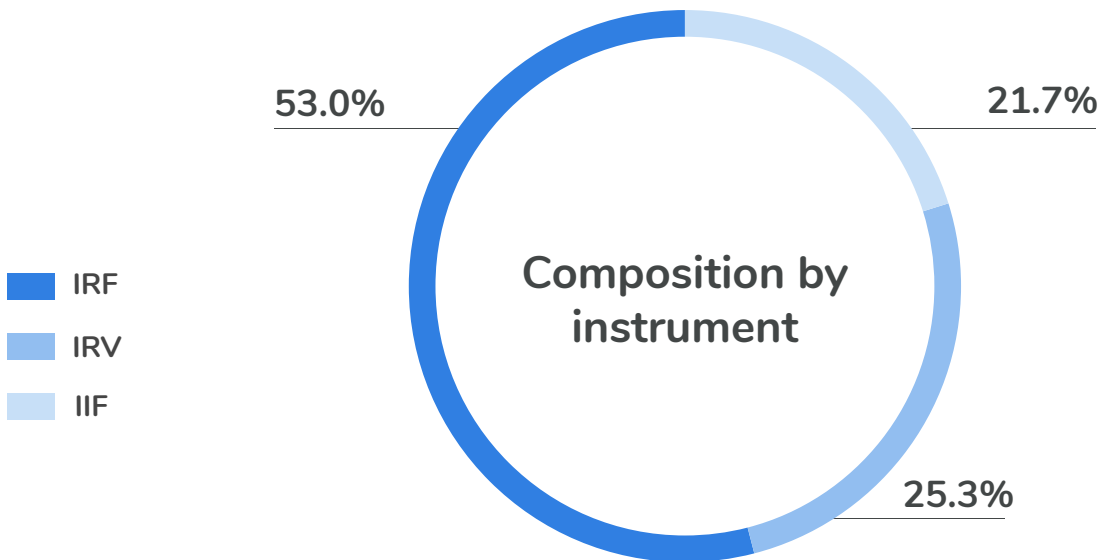
The total portfolio deposited with DCV during the month of September 2021 is

UF 9,021.1 MILLION

This equates to US\$ 337.8 billion

Increased 1.5%
compared to the previous months.

Increased 2.1%
compared to September 2020



98.7% electronic instruments and 1.3% printed instruments.

COMPOSITION OF THE NATIONAL CUSTODY

Balance of the National Portfolio
UF 8,920.6 millions

This equals US\$ 334 billion

Increased 1.5%
 compared to the previous months.

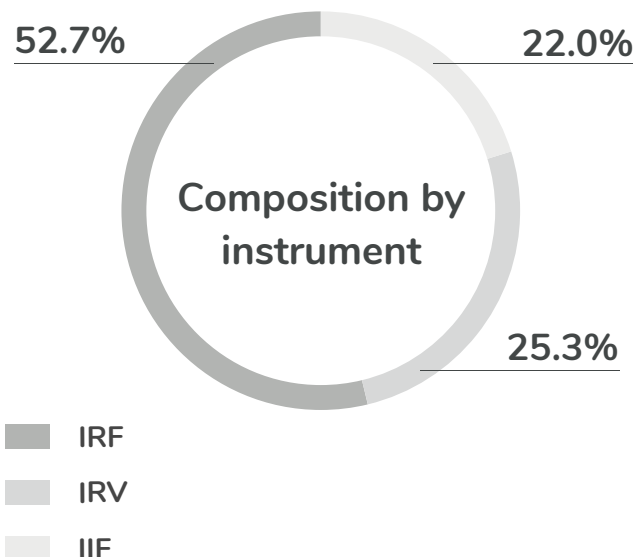
Increased 2.1%
 compared to August 2020

UF 8,898.1 millions
 in balance accounts.

UF 22.5 millions
 in BRAA.

Composition in the National Portfolio

General Treasury Bonds	20.1%
Bank Bonds	16.1%
Shares	14.0%
Discountable promissory notes of the BCCH	12.6%
Debentures	11.9%
Fixed Term Deposits	9.2%
Investment Funds Quotas	8.8%
Investment Funds Quotas	3.1%
Mutual Fund Fees	2.4%
Others	0.8%
Bonds Convertible into Shares	0.4%
Letters of Credit	0.3%
Recognition Bonds	0.3%



98.7% electronic instruments and 1.3% printed instruments.

COMPOSITION OF INTERNATIONAL CUSTODY

Balance of the National Portfolio
UF 100.5 millions

This equals US\$ 3,762.8 billion

Decreased 0.8%
compared to the previous months.

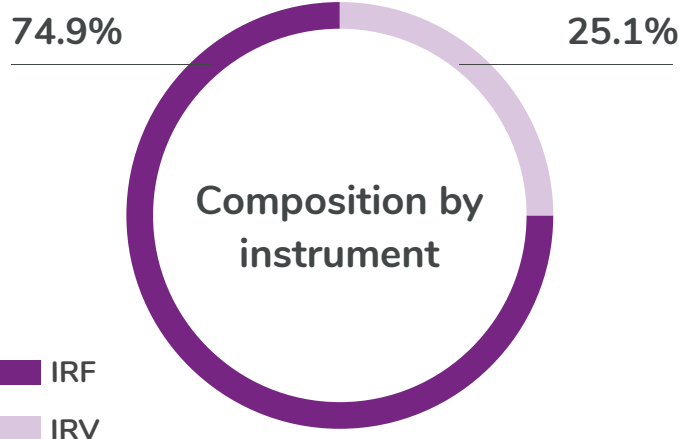
Decreased 3.6%
compared to September 2020

UF 87.2 millions
in international custody

UF 13.3 millions
Balance of custody of securities
traded in the BVE.

Composition in the International Portfolio

Bank Bonds	74.9%
Exchange Traded Fund	13.3%
Shares	10.6%
Fund Quotas Foreign Mutuals	1.2%



Totally dematerialized.

UF TRANSACTIONS REGISTERED IN THE DCV

Amount of transactions registered during the month of September

UF 4,757 millions

This equals US\$ 178.1 billion

Increased 8.1%
compared to the previous months.

Decreased 26.6%
compared to September 2020

Greater Volume of transaction in UF per instrument to:

December 2020

September 2021

PDBC	34.9%	PDBC	53.8%
CFM	26.0%	DPF	14.8%
DPF	18.8%	BTU	10.2%
BTP	7.7%	CFM	8.9%
BTU	3.5%	Bank Bond	3.7%
Bank Bond	3.2%	BTP	3.6%
Share	3.1%	Shares	2.9%
Debentures	1.4%	Debentures	1.5%
BCP	0.8%	CFI	0.3%
Others	0.3%	Others	0.2%
CFI	0.2%	Comerce Effect	0.1%

NUMBER OF TRANSACTIONS

Registered during the month of September

94,043

Decreased 9.7%
compared to the previous months.

Decreased 7%
compared to September 2020

Greater Volume of transactions per instrument to:

December 2020

September 2021

Shares	61.4%	Shares	63.2%
DPF	18.4%	DPF	12.2%
PDBC	4.2%	PDBC	7.7%
Bank Bond	3.2%	BTU	4.5%
BTP	2.8%	Bank Bond	3.1%
CFI	2.6%	CFI	3.0%
Debentures	2.5%	Debentures	2.0%
BTU	2.1%	CFM	1.7%
CFM	1.9%	BTP	1.6%
Otros	0.7%	Others	0.8%
CFME	0.2%	CFME	0.2%