

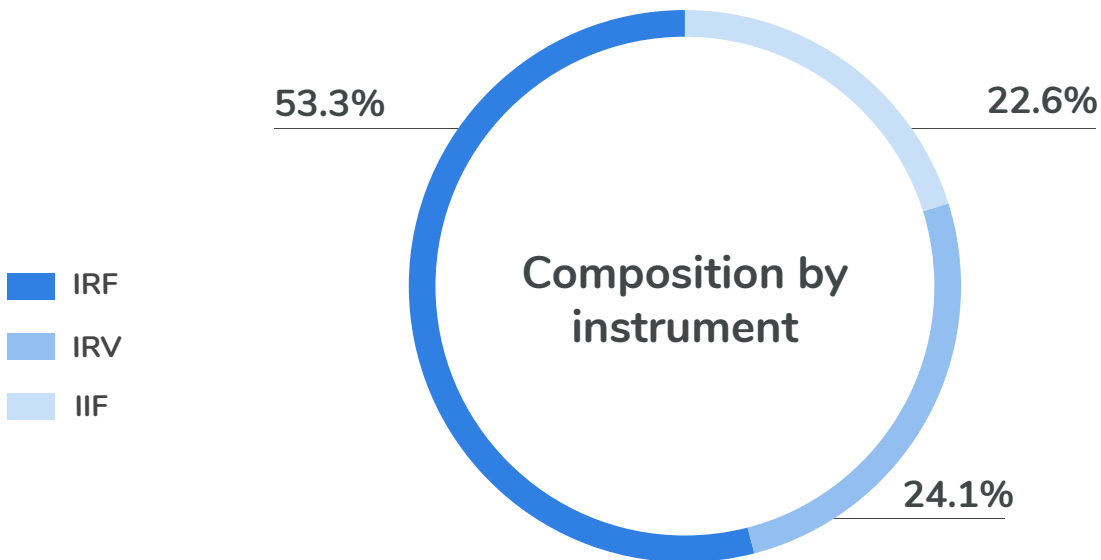
The total portfolio deposited with DCV during the month of October 2021 is

**UF 8,961.9 MILLION**

This equates to US\$ 338 billion

**Decreased 0.7%**  
compared to the previous months.

**Increased 1.7%**  
compared to October 2020



98.7% electronic instruments and 1.3% printed instruments.

# COMPOSITION OF THE NATIONAL CUSTODY

Balance of the National Portfolio

**UF 8,864 millions**

This equals US\$ 334,3 billion

**Decreased 0.6%**  
compared to the previous months.

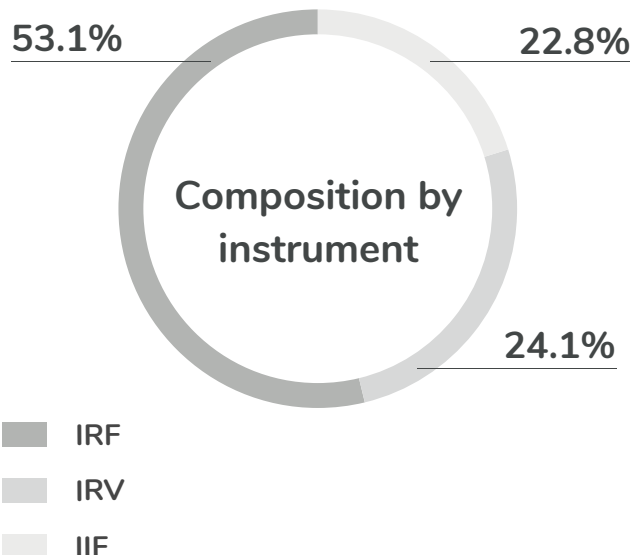
**Increased 1.8%**  
compared to October 2020

**UF 8,842 millions**  
in balance accounts.

**UF 22 millions**  
in BRAA.

## Composition in the National Portfolio

Bonos Tesorería General	20.2%
Bonos Bancarios	16.1%
Discountable promissory notes of the BCCH	14.1%
Shares	13.0%
Debentures	12.0%
Investment Funds Quotas	8.8%
Fixed Term Deposits	8.7%
Subordinary Bonds	3.3%
Investment Funds Quotas	2.2%
Others	0.6%
Bonds Convertible into Shares	0.4%
Letters of Credit	0.3%
Recognition Bonds	0.3%



98.7% electronic instruments and 1.3% printed instruments.

# COMPOSITION OF INTERNATIONAL CUSTODY

Balance of the National Portfolio  
**UF 97.9 millions**

This equals US\$ 3,689,9 billion

**Decreased 2.7%**  
compared to the previous months.

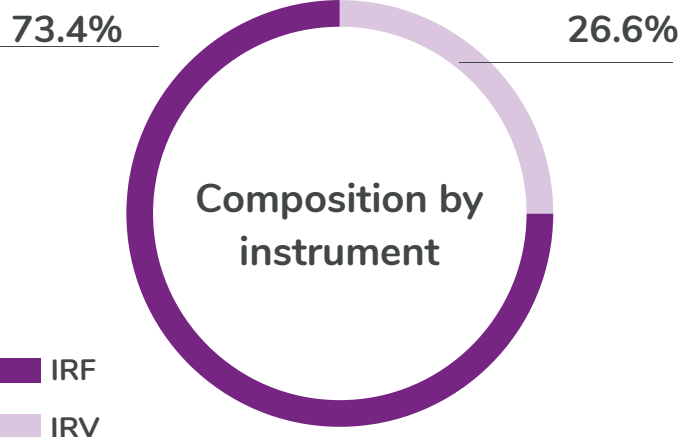
**Decreased 2.2%**  
compared to October 2020

**UF 84.2 millions**  
in international custody

**UF 13,7 millions**  
Balance of custody of securities  
traded in the BVE.

## Composition in the International Portfolio

Bank Bonds	73.4%
Exchange Traded Fund	14.0%
Shares	11.4%
Fund Quotas Foreign Mutuals	1.2%



Totally dematerialized.

# UF TRANSACTIONS REGISTERED IN THE DCV

Amount of transactions registered during the month of October

**UF 5,192 millions**

This equals US\$ 195.8 billion

**Increased 9.1%**  
compared to the previous months.

**Decreased 16%**  
compared to October 2020

## Greater Volume of transaction in UF per instrument to:

### December 2020

### October 2021

PDBC	34.9%	PDBC	59.8%
CFM	26.0%	DPF	12.0%
DPF	18.8%	BTU	9.1%
BTP	7.7%	Bank Bond	6.3%
BTU	3.5%	CFM	5.7%
Bank Bond	3.2%	Shares	2.7%
Share	3.1%	BTP	2.5%
Debentures	1.4%	Debentures	1.4%
BCP	0.8%	Comerce Effect	0.2%
Others	0.3%	CFI	0.2%
CFI	0.2%	Others	0.1%

# NUMBER OF TRANSACTIONS

Registered during the month of October

## 92,033

**Decreased 2.1%**  
compared to the previous months.

**Decreased 11.6%**  
compared to October 2020

## Greater Volume of transactions per instrument to:

### December 2020

### October 2021

Shares	61.4%	Shares	61.4%
DPF	18.4%	DPF	11.2%
PDBC	4.2%	PDBC	8.1%
Bank Bond	3.2%	BTU	4.6%
BTP	2.8%	Bank Bond	4.2%
CFI	2.6%	CFI	3.3%
Debentures	2.5%	Debentures	2.3%
BTU	2.1%	BTP	2.2%
CFM	1.9%	CFM	1.5%
Otros	0.7%	Others	0.8%
CFME	0.2%	Osa	0.4%