

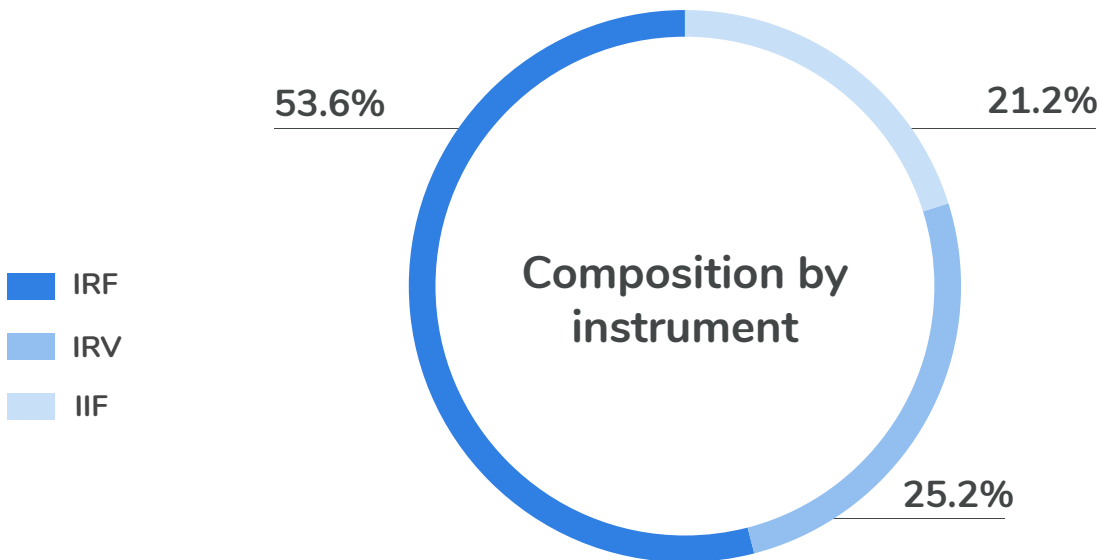
The total portfolio deposited with DCV during the month of October 2021 is

UF 8,924.8 MILLION

This equates to US\$ 328.1 billion

Decreased 0.4%
compared to the previous months.

Increased 0.2%
compared to November 2020



98.7% electronic instruments and 1.3% printed instruments.

COMPOSITION OF THE NATIONAL CUSTODY

Balance of the National Portfolio

UF 8,831.4 millions

This equals US\$ 324.7 billion

Decreased 0.4%
compared to the previous months.

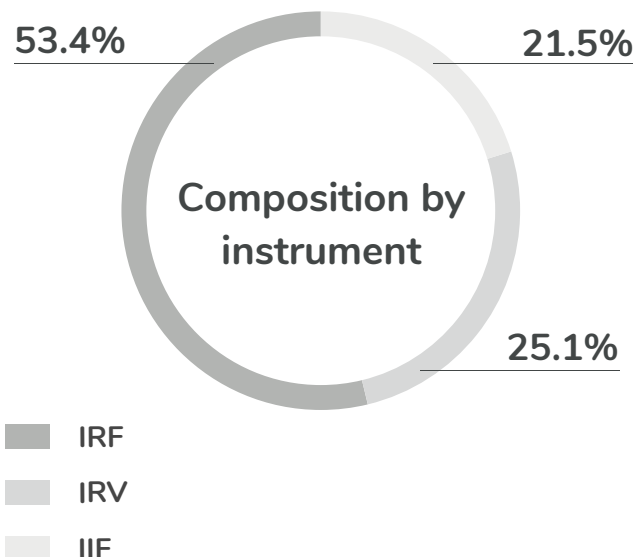
Increased 0.3%
compared to November 2020

UF 8,809.8 millions
in balance accounts.

UF 21.6 millions
in BRAA.

Composition in the National Portfolio

General Treasury Bonds	20.4%
Bank Bonds	16.4%
Shares	13.9%
Discountable promissory notes of the BCCH	13.0%
Debentures	11.9%
Investment Funds Quotas	8.8%
Fixed Term Deposits	8.3%
Subordinated Bonds	3.3%
Mutual Fund Quotas	2.4%
Others	0.7%
Bonds Convertible into Shares	0.3%
Letters of Credit	0.3%
Recognition Bonds	0.3%



98.7% electronic instruments and 1.3% printed instruments.

COMPOSITION OF INTERNATIONAL CUSTODY

Balance of the National Portfolio
UF 93.5 millions

This equals US\$ 3,436.4 billion

Decreased 4.5%
compared to the previous months.

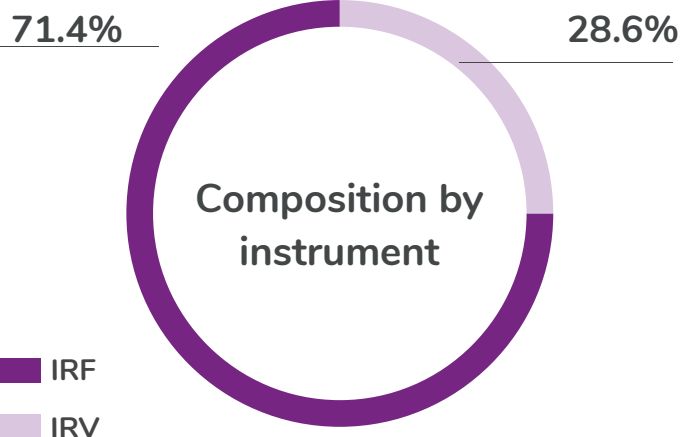
Decreased 9.6%
compared to October 2020

UF 79.5 millions
in international custody

UF 14 millions
Balance of custody of securities
traded in the BVE.

Composition in the International Portfolio

Bank Bonds	71.4%
Exchange Traded Fund	14.9%
Shares	12.3%
Fund Quotas Foreign Mutuals	1.4%



Totally dematerialized.

UF TRANSACTIONS REGISTERED IN THE DCV

Amount of transactions registered during the month of November

UF 4,464.6 millions

This equals US\$ 164. billion

Decreased 14%

compared to the previous months.

Decreased 18.8%

compared to November 2020

Greater Volume of transaction in UF per instrument to:

December 2020

November 2021

PDBC	34.9%	PDBC	54.0%
CFM	26.0%	DPF	16.3%
DPF	18.8%	CFM	8.0%
BTP	7.7%	BTU	7.3%
BTU	3.5%	Bank Bond	5.7%
Bank Bond	3.2%	Shares	3.7%
Share	3.1%	BTP	3.5%
Debentures	1.4%	Debentures	1.0%
BCP	0.8%	CFI	0.2%
Others	0.3%	Comerce Effects	0.2%
CFI	0.2%	Others	0.1%

NUMBER OF TRANSACTIONS

Registered during the month of November

108,848

Increased 18.3%
compared to the previous months.

Decreased 5.4%
compared to November 2020

Greater Volume of transactions per instrument to:

December 2020		November 2021	
Shares	61.4%	Shares	60.5%
DPF	18.4%	DPF	15.6%
PDBC	4.2%	PDBC	7.0%
Bank Bond	3.2%	BVank bond	4.4%
BTP	2.8%	BTU	3.7%
CFI	2.6%	CFI	2.7%
Debentures	2.5%	Debentures	1.9%
BTU	2.1%	BTP	1.9%
CFM	1.9%	CFM	1.5%
Otros	0.7%	Others	0.5%
CFME	0.2%	CFME	0.3%