

In the month of October, the total balance of the portfolio deposited in DCV is

UF 8,908.9 million

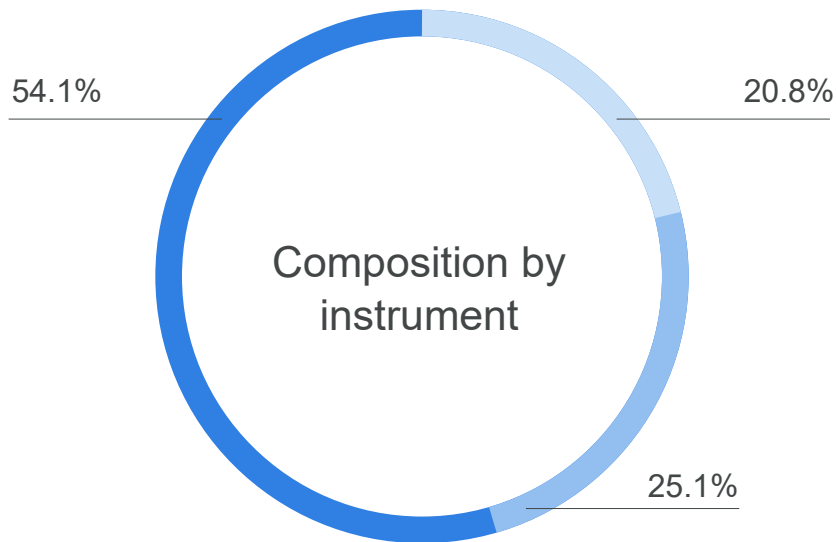
This equates to US \$ 337.3 billion



Increased 1.1%
compared to the previous months.

Decreased 2.2%
compared to november 2019.

- IRF
- IRV
- IIF



98.4% electronic instruments and 1.6% printed instruments.

Composition of National Custody

Balance of the National Portfolio
UF 8,805.6 millions

This equals US\$ 333.4 billion

Increased 1.1%
 compared to the previous months.

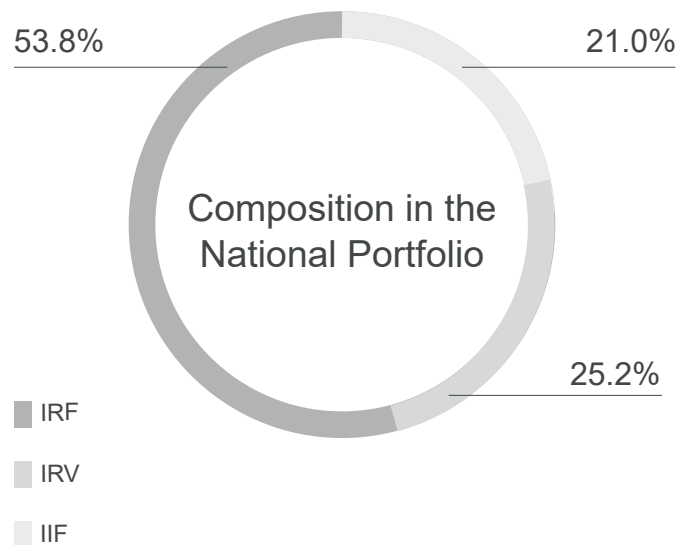
Decreased 2%
 compared to november 2019.

UF 8,778 millions
 in balance accounts.

UF 27,6 millions
 in BRAA.

Composition in the National Portfolio

Bonos Tesorería General	19.7%
Bonos Bancarios	17.1%
Acciones	14.4%
Depósitos a Plazo Fijo	12.7%
Debentures	12%
Cuotas Fondos de Inversión	8.2%
Pagarés Descontables del BCCH	8.2%
Bonos Subordinados	3.2%
Cuotas de Fondos Mutuos	2.6%
Otros	0.7%
Bonos BCCH	0.4%
Letras de Crédito	0.4%
Bonds Convertible into Shares	0.4%



98.4% electronic instruments and 1.6% printed instruments.

Composition of International Custody

Balance of the National Portfolio
UF 103.3 millions

This equals US\$ 3,913.1 billion

Increased 3.4%
compared to the previous month.

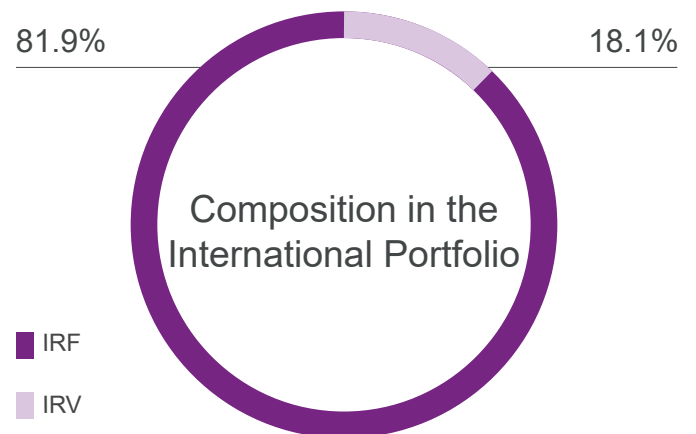
Decreased 18.8%
compared to November 2019.

UF 93.3 millions
in international custody

UF 10 millions
In BVE

Composition in the International Portfolio

Bank Bonds	81.9%
Exchange Traded Fund	9.7%
Shares	7.5%
Fund Quotas Foreign Mutuals	0.9%



Totally dematerialized.

UF Transactions registered in the DCV

Transaction Amount
UF 5,499 millions

This equals US\$ 208.2 billion

Decreased 11.1%
compared to the previous month.

Decreased 13.4%
compared to November 2019.

Greater Volume of transaction in UF per instrument to:

Instrumentos diciembre 2019

DPF	30.2%
CFM	21.8%
BTP	12.6%
PDBC	11.2%
BTU	8.6%
Bank Bond	5.1%
BCU	2.6%
Shares	2.6%
Debentures	2.5%
BCP	2.0%
Others	0.8%

Instrumentos november 2020

PDBC	39.7%
CFM	28.3%
DPF	12.7%
BTP	7.7%
BTU	4.1%
Bank Bond	2.8%
Share	2.7%
Debentures	1.4%
Trade effects	0.2%
CFI	0.2%
Others	0.2%

Number of Transactions

Registered during the month of November

115,109

Increased 10.6%
compared to the previous month.

Decreased 30.7%
compared to November 2019.

Greater Volume of transactions per instrument to:

Instrumentos diciembre 2019

Shares	40.8%
DPF	36.3%
Bank Bond	5.7%
Debentures	4.1%
BTP	3.3%
CFM	2.1%
BTU	2.1%
PDBC	2.1%
CFI	2.0%
Others	1.1%

Instrumentos november 2020

Acciones	63.9%
DPF	14.7%
PDBC	5.3%
Bank Bond	3.1%
BTP	2.7%
BTU	2.5%
Debentures	2.4%
CFI	2.2%
CFM	2.0%
Others	0.9%
CFME	0.3%