



Did you know that the total balance of the portfolio deposited with DCV amounts to

**UF 8,986.3 MILLION?**

This equals:  
**USD 308.2 BILLION**

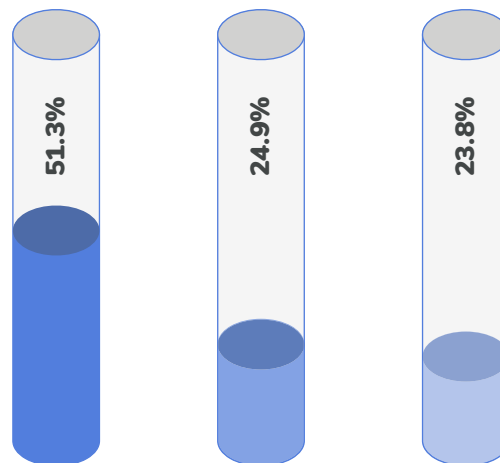


**Increased 3.2%**  
compared to the  
previous months.



**Decreased 4.0%**  
compared to April 2019.

## Composition by instrument



● IRF ● IRV ● IIF

98.4% electronic instruments and 1.6% printed instruments.

# Composition of National Custody

Balance of the National Portfolio  
**UF 8,883.6 MILLIONS**

This equals  
**USD 304.7 BILLION**



**Increased 3.1%**  
compared to the  
previous months.

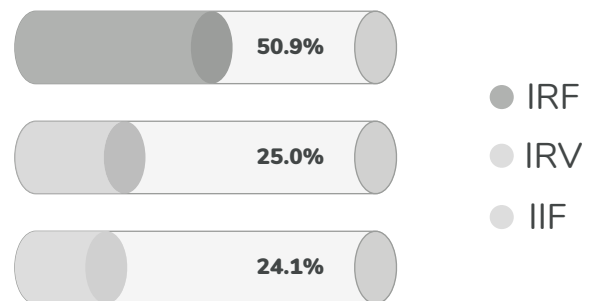


**Decreased 4.0%**  
compared to April 2019.

**UF 8,851.9 MILLION**  
in balance accounts.

**UF 31,7 MILLION**  
in BRAA.

## Composition by instrument



## Composition in the National Portfolio

Time Deposits	<b>19.1%</b>
General Treasury Bond	<b>17.2%</b>
Bank Bond	<b>16.9%</b>
Shares	<b>13.9%</b>
Debentures	<b>11.5%</b>
Investment Fund Quotas	<b>8.0%</b>



Discountable Promissory Notes of the CBCH	<b>4.8%</b>
Subordinary Bonds	<b>3.0%</b>
Mutual Fund Quotas	<b>2.9%</b>
Others	<b>1.0%</b>
CBCH Bonds	<b>0.9%</b>
Recognition Bonds	<b>0.4%</b>
Letters of Credit	<b>0.4%</b>

# Composition of International Custody

Balance of the National Portfolio  
**UF 102,7 MILLIONS**

This equals  
**US\$ 3.520 MILLONES**



**Increased 9.8%**  
compared to the  
previous months.

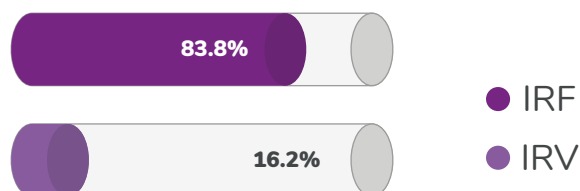


**Decreased 6.8%**  
compared to April 2019.

**UF 94,3 MILLONES**  
Saldo de Custodia Internacional.

**UF 8,4 MILLONES**  
Saldo de la custodia de valores  
transados en la BVE.

## Composition by instrument



## Composition in the International Portfolio

Bank Bonds	83.8%	Shares	6.0%
Exchange Traded Fund	8.2%	Fund Quotas Foreign Mutuals	2.0%



Totally dematerialized.

# UF Transactions

registered in the DCV

Transaction Amount  
**UF 6,397.6 MILLIONS**

This equals  
**US\$ 219,4 BILLION**

Number of Transactions per month **151,249**



**Decreased 0.8%**  
compared to the  
previous months.



**Increased 22.5%**  
compared to April 2019.

**Greater Volume of transaction in UF per instrument to:**

**December 2019**

DPF	30%
CFM	22%
BTP	12%
PDBC	11%
BTU	9%
Bank Bond	5%
BCU	3%
Shares	3%
Debentures	2%
BCP	2%
Others	1%



**April 2020**

DPF	30%
PDBC	23%
CFM	16%
BTU	10%
BTP	8%
Bank Bond	5%
Shares	3%
BCP	2%
BCU	1%
Debentures	1%
Others	1%

## Greater Volume of transactions per instrument to:

### December 2019

Shares	41%
DPF	36%
Bank Bond	6%
Debentures	4%
BTP	3%
CFI	2%
CFM	2%
BTU	2%
PDBC	2%
Others	1%



### April 2020

Shares	49%
DPF	33%
Bank Bond	4%
BTP	3%
BTU	2%
Debentures	2%
CFM	2%
PDBC	2%
CFI	1%
BR	1%
Others	1%