


Did you know that the total balance of the portfolio deposited with DCV amounts to:

UF 9,510.3 MILLION

This equals:
USD 367.6 BILLION



Increased 1.6%
compared to the previous month.



Increased 3.2%
compared to September 2018.

Composition by instrument




98.4% electronic instruments and 1.6% printed instruments.


Composition of National Custody

Balance of the National Portfolio
UF 9,390.3 MILLIONS

This equals
USD 362.9 Billion



Increased 1.6%
compared to the previous
month.

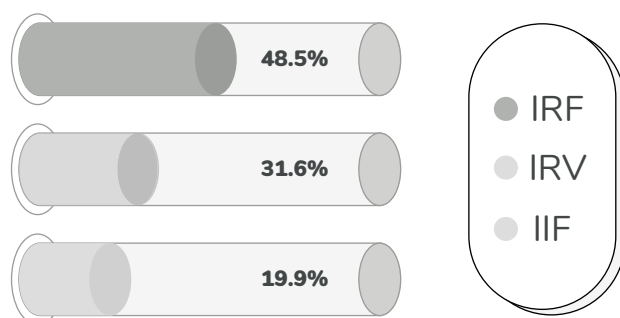


Increased 3.1%
compared to September 2018.

UF 9,354.1 MILLION
in balance accounts.

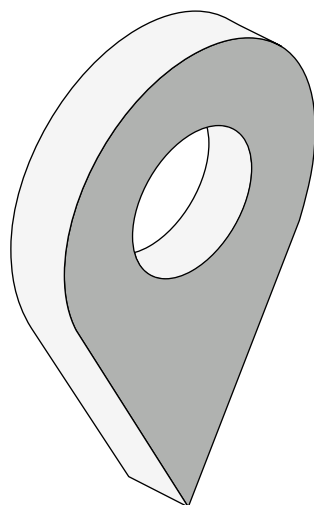
UF 36.2 MILLION
in BRAA.

Composition by instrument



Composition in National Portfolio

Shares	18.3%
Time Deposits	16.6%
General Treasury Bond	16.3%
Bank Bond	15.4%
Investment Fund Quotas	11.3%
Debentures	10.3%
Discountable Promissory Notes of the CBCH	3.0%



CBCH Bonds	2.6%
Subordinary Bonds	2.6%
Mutual Fund Quotas	2.0%
Others	0.6%
Recognition Bonds	0.5%
Letters of Credit	0.5%


Composition of International Custody

Balance of the National Portfolio
UF 120 MILLIONS

This equals
USD 4,639 MILLIONS



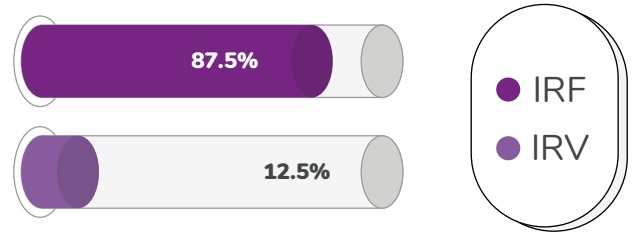
Increased 2.0%
compared to the previous month.



Increased 9.2%
Compared to september 2018.

UF 111.8 MILLIONS
in international custody
UF 8,2 MILLONES
In BVE

Composition by instrument



100% Electronic instruments

Composition in the International Portfolio



UF Transactions

registered in the DCV

Transaction Amount
UF 4,919.4 MILLIONS

This equals
USD 190 BILLION



Decreased **16,8%**
compared to the previous
month.




Increased **28,6%**
Compared to September 2018.

Number of Transactions per month **117,961**

Greater Volume of UF transactions

Instruments December 2018

DPF	34%
CFM	17%
BTU	14%
PDBC	13%
BTP	10%
Bank Bond	3%
Shares	3%
BCU	2%
Debentures	2%
BCP	1%
Others	1%

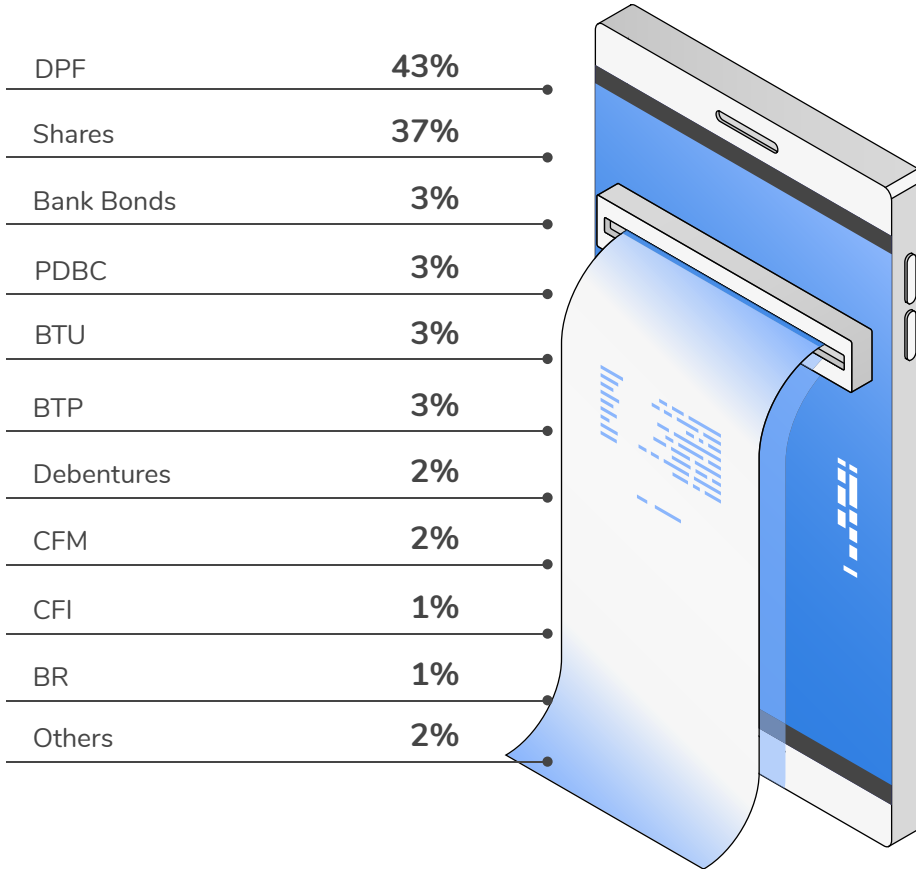


Instruments September 2019

DPF	37%
CFM	23%
PDBC	15%
BTP	7%
BTU	6%
Bank Bonds	4%
Shares	3%
Debentures	2%
BCP	1%
BCU	1%
Others	1%

Greater Volume of TX transactions

Instruments December 2018



Instruments September 2019

DPF	41%
Shares	39%
Bank Bonds	4%
BTP	3%
PDBC	3%
BTU	2%
CFM	2%
CFI	2%
Debentures	2%
BCU	0%
Others	1%