WE CUSTODY TODAY,
THE VALUE OF TOMORROW

REPORT ON OPERATIONAL VOLUMES
JANUARY 2019

Sustained growth over time is **our greatest supportes**

Total portfolio deposited in DCV

Increased

1,7%

compared to the previous month.

Did you know that the **total balance of the Portfolio deposited** in **DCV** is

UF 9.275,5 MILLION

This equals
US$ 383,2 BILLION

Decreased **1,5%** compared to January 2018.

Composition by instrument

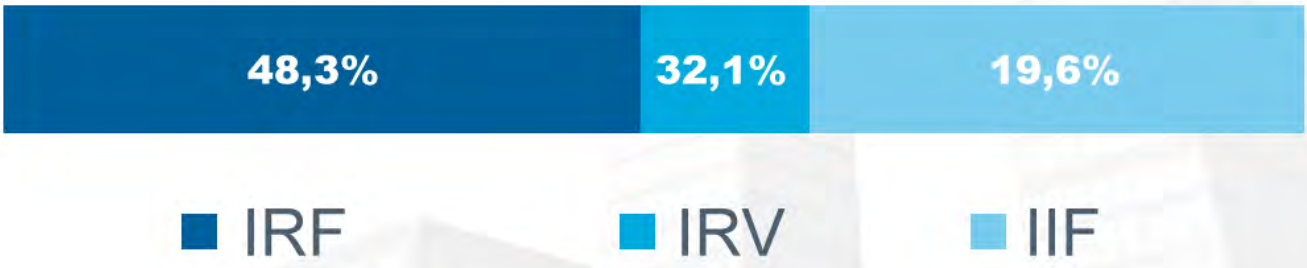

98,3% Dematerialized instruments and 1,7% physical.

Composition of
NATIONAL CUSTODY

Balance of the **National Portfolio**

UF 9.163,7 MILLION

This is equivalent to **US$ 378,6 BILLION**

Increased **1,7%** compared to the previous month.

National Custody decreased **2,3%** compared to January 2018.

UF 9.116,6 MILLION in position accounts.

UF 47,1 MILLION in BRAA.

Composition by instrument



National Portfolio Composition

Equities	19,7%	General Treasury Bonds	15,5%
Fixed Term Deposits	16,7%	Investment Funds Quotas	10,8%
Banks Bonds	15,7%	Debentures	9,7%
Others	1,0%	Mutual Funds Quotas	1,7%
Recognition Bonds	0,6%	BCCH Bonds	2,6%
Letter of Credit	0,5%	Subordinated Bonds	2,5%
		BCCH Discountable Promissory Notes	3,0%

Composition of
INTERNATIONAL CUSTODY

Balance of the International Portfolio

UF 111,8 MILLION

This is equivalent to
US$ 4.617 BILLION

Increased
0,5%
compared to the previous month.

International Custody increased **169,0%** compared to January 2018.

UF 104,2 MILLION in International Custody

UF 7,6 MILLION in BVE.

Composition by instrument



100% dematerialized instruments.

Composition of the International Portfolio

Bank Bonds	87,2%
Foreign Mutual Fund quotas	0,9%
Exchange Traded Fund	6,8%
Equities	5,1%



UF OPERATIONS

registered in DCV

Operations Amount

UF 5.492,8 MILLON

This is equivalent to **US$ 226,9 BILLION**

Increased **8,2%** compared to the previous month.

Number of Operations per **month**

138.688

Increased **10,4%** compared to the previous month.

Decreased **9,5%** compared to January 2018.

Larger volume of operations in UF

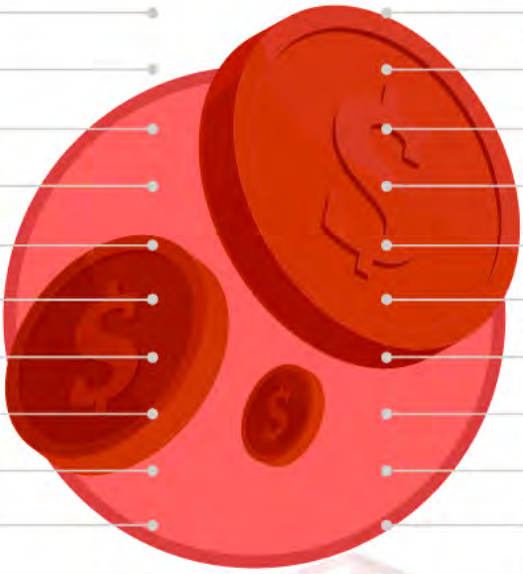

Instruments December 2018

DPF	**34%**
CFM	**17%**
BTP	**10%**
BTU	**14%**
PDBC	**13%**
Shares	**3%**
Bank Bonds	**3%**
BCU	**2%**
Debentures	**2%**
BCP	**1%**
Others	**1%**

Instruments January 2019

DPF	**32%**
CFM	**17%**
BTP	**15%**
PDBC	**14%**
BTU	**9%**
Bank Bonds	**4%**
Shares	**3%**
BCU	**2%**
Debentures	**2%**
BCP	**1%**
Others	**1%**

Larger volume of operations in TX

Instruments December 2018

Shares	**37%**

Instruments January 2019

DPF	**41%**

DPF	43%
Banks Bonds	3%
BTU	3%
BTP	3%
Debentures	2%
CFI	1%
CFM	2%
PDBC	3%
BR	1%
Others	2%

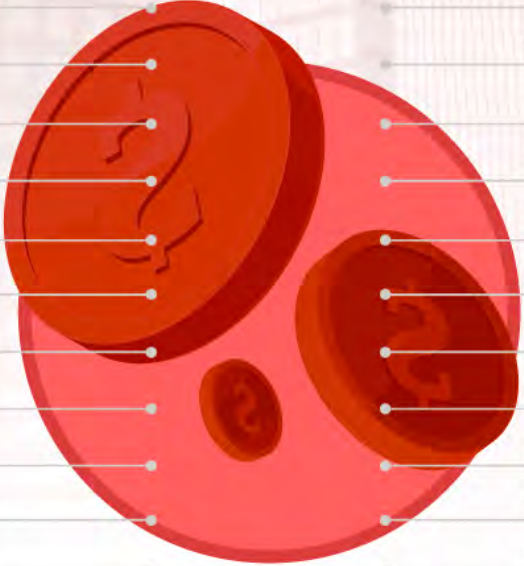

Shares	38%
Banks Bonds	4%
BTU	3%
BTP	3%
Debentures	2%
PDBC	4%
CFM	2%
Others	1%
CFI	1%
EF. Commerce	1%

dcv