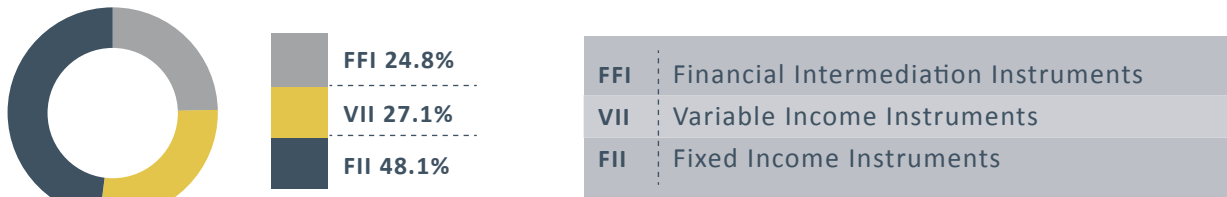


MONTHLY REPORT ON OPERATIONAL VOLUMES May 2015

Total portfolio deposited with DCV decrease by 0.2%

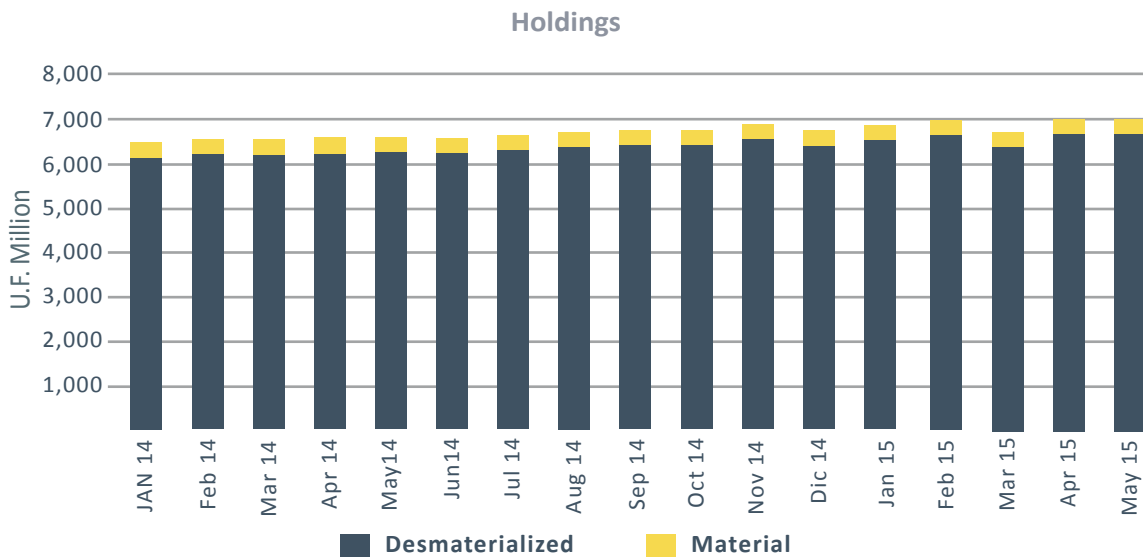
The total balance of the investment portfolio on deposit with DCV at the close of May 2015 totals UF 6,983 million, equivalent to USD 281.6 billion. This represents a 0.2% decrease relative to the previous month's balance and a 5.5% increase in relation to May2014. This total amount in custody is comprised 99.6% by local custody (98.6% by securities position accounts, and 1.4% by BRAA accounts) and 0.4% by international custody.

The total portfolio by type of instrument at May 2015 is comprised as follows:



The total investment portfolio deposited in the DCV consists in 96% of instruments issued in dematerialized form and by 4% in fitness.

The following table shows the evolution of the portfolio held in custody at the DCV.



MONTHLY REPORT ON OPERATIONAL VOLUMES May 2015

Composition of the local custody

The investment portfolio deposited in the corresponding DCV local instruments, UF reached 6.952 million (280.4 billion dollars) at the end of May 2015, representing an decrease of 0.2% from the previous month and a increase of 5.4% compared to May 2014.

The total of the local custody is comprised of the balance in position accounts equivalent to UF 6,858 million, in addition to UF 94 million in Active Affiliates Recognition Bonds (BRAA) maintained in inventory accounts.

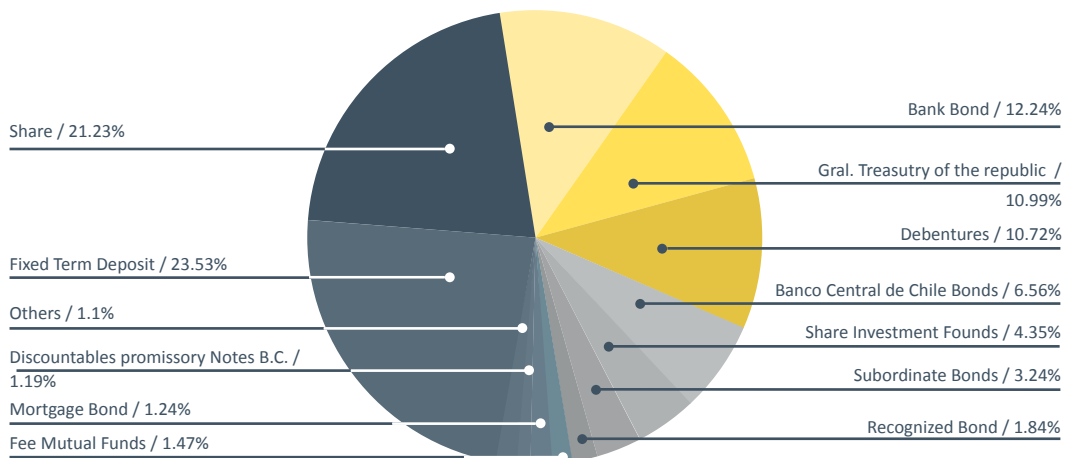
The composition of the local custody according to type of instrument is as follows:



The total national investment portfolio on deposit with DCV is comprised 95.9% of instruments issued in dematerialized form, and 4.1% issued in physical form.

The composition of the local custody according to type of instrument is as follows:

Composition of the National Holdings May 2015



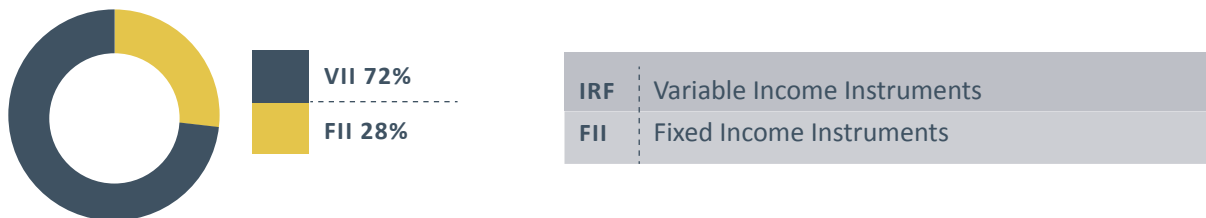
MONTHLY REPORT ON OPERATIONAL VOLUMES May 2015

Composition of the international custody

The volume of the international custody amounted to UF 30.6 million (USD 1,235.6 million) at the close of May 2015, representing a 7.8% increase relative to the previous month, and an 41.3% increase in relation to May 2015.

The total of the international custody is comprised of the international custody balance equivalent to UF 26 million, in addition to UF 4,6 million, corresponding to the balance of the securities in custody traded in the foreign securities exchange (BE).

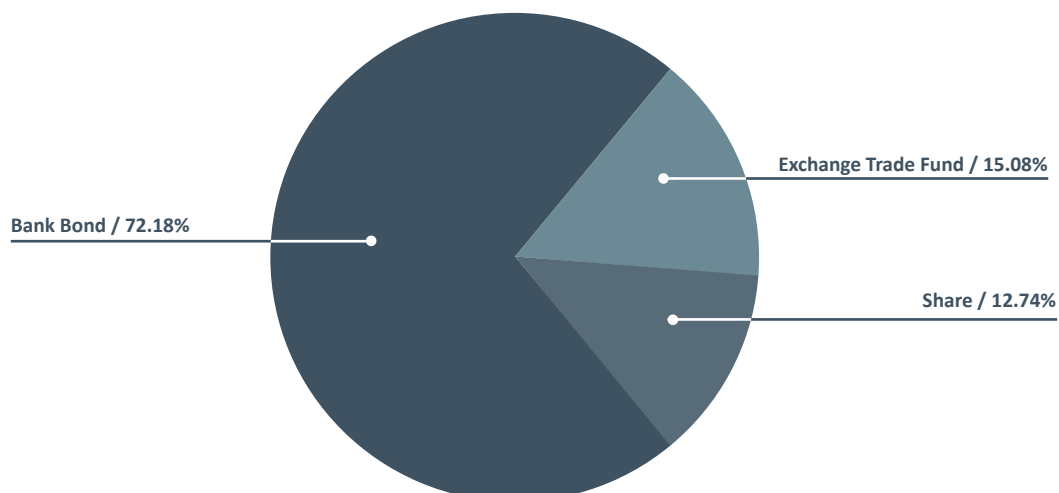
The composition of the international custody according to the type of instrument is as follows:



It is important to mention that these holdings are completely dematerialized.

The composition of the international custody according to type of instrument is as follows:

Composition of the international Holding April 2015

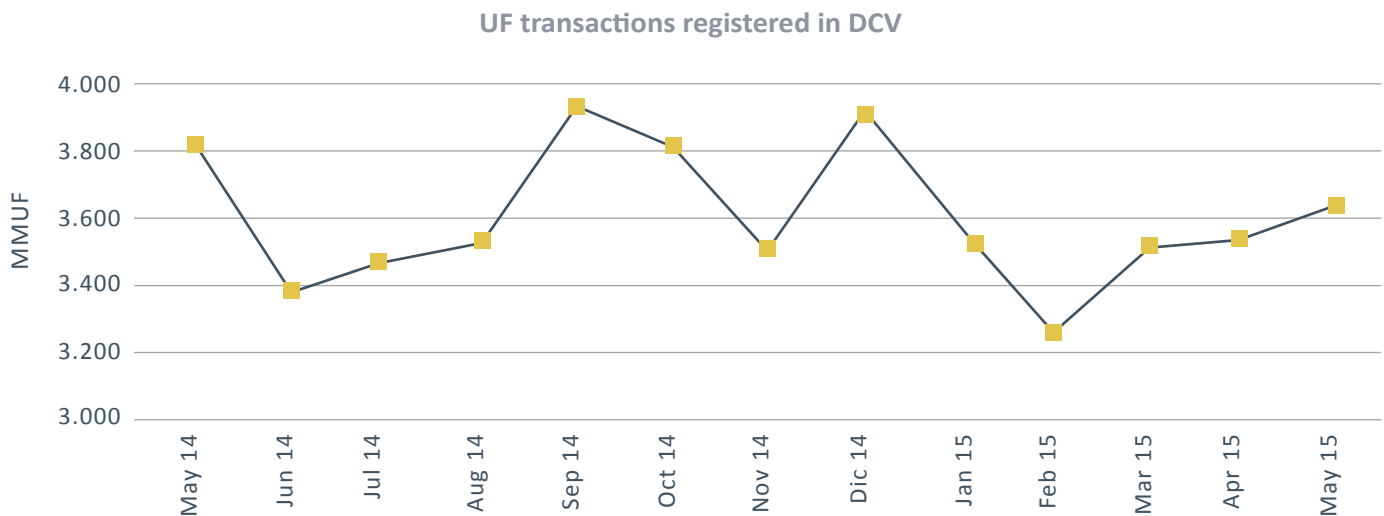


MONTHLY REPORT ON OPERATIONAL VOLUMES May 2015

UF transactions registered DCV

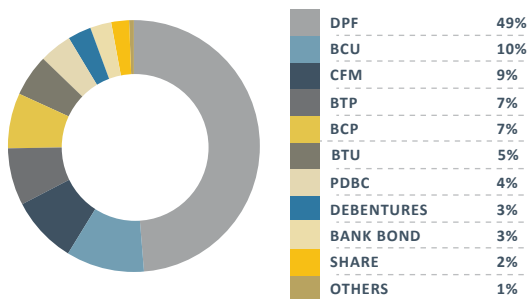
The volume of transactions registered with DCV in May 2015 amounted to UF 3,610 million (USD 145.6 billion), which represents a 2.4% increase relative to the volume traded and registered the previous month, and a 5.4% decrease compared to May 2014.

The following graph shows the progression of the amounts registered in DCV systems during the period between May 2014, and May 2015.

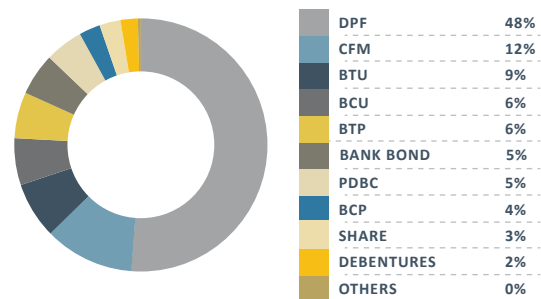


The largest volumes of transactions in December 2014 and May 2015 periods were performed on the following instruments.

UF -Transactions December 2014 Instruments



UF -Transactions May 2014 Instruments

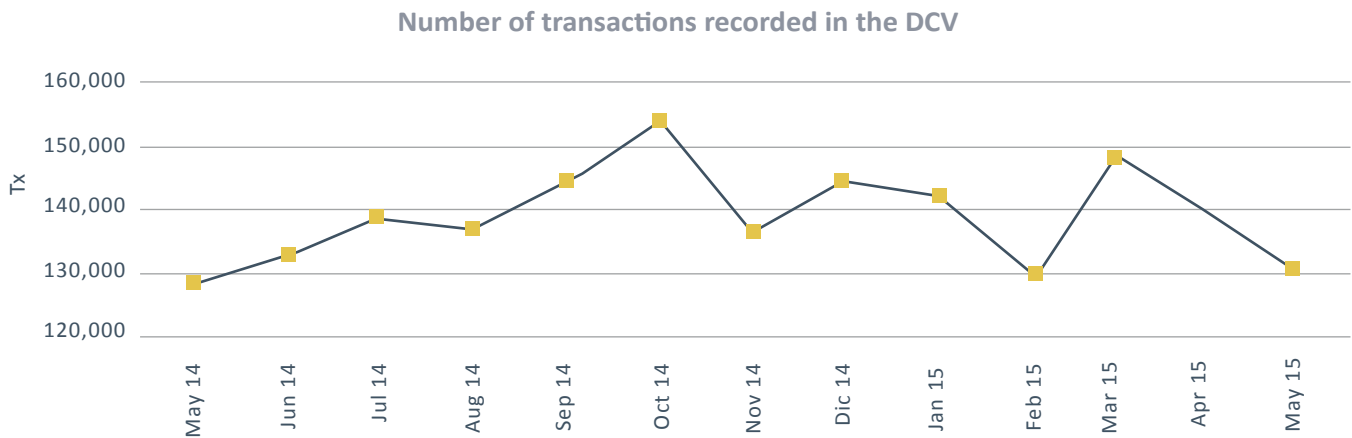


MONTHLY REPORT ON OPERATIONAL VOLUMES May 2015

Number of transactions recorded in the DCV

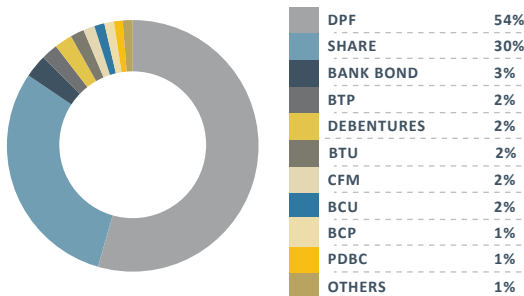
The number of transactions registered in DCV in May amounted to 131,702 a balance that represents a 6% decrease relative to the previous month, and a 2.7% increase compared to the same month 2014.

The following chart shows the progression of the number of transactions registered in DCV systems between May 2014 and May 2015.

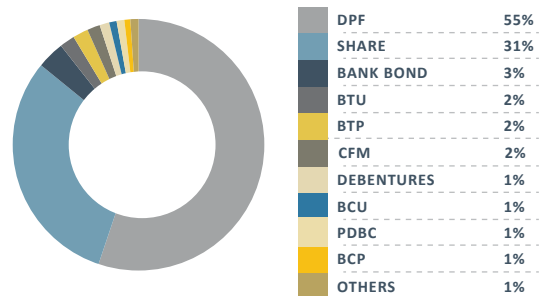


The greatest number of transactions in the December 2014 and April 2015 periods involved the following instruments:

Amount of TX - instruments December 2014



Amount of TX - instruments May 2014



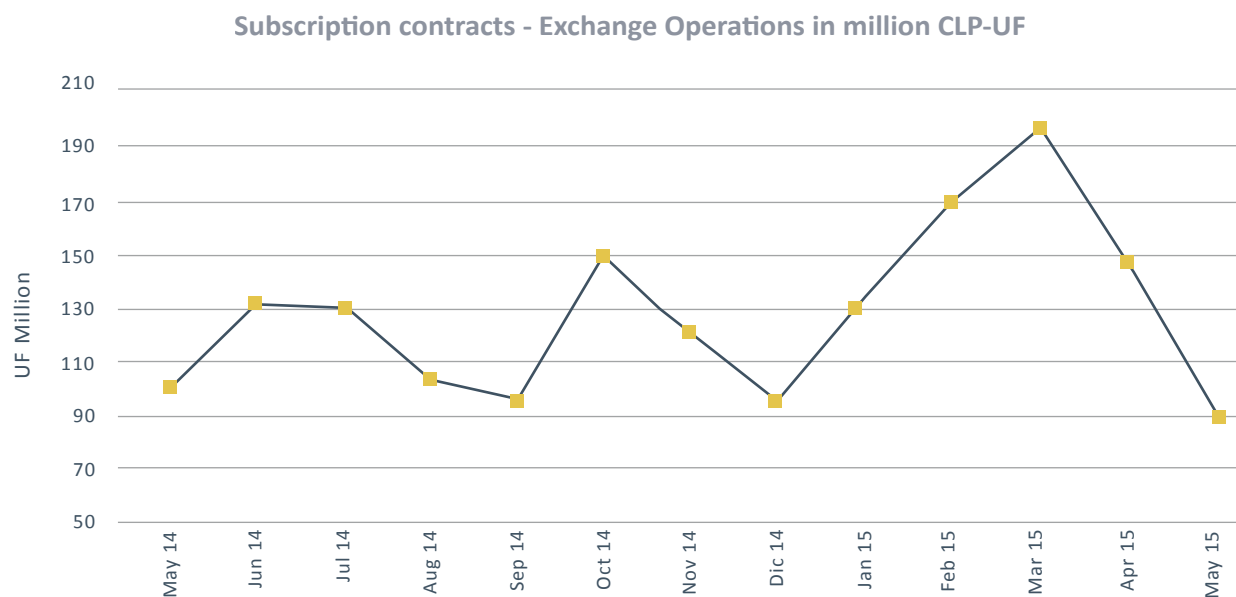
MONTHLY REPORT ON OPERATIONAL VOLUMES May 2015

Transactions registered in DCV – Forward Service

Contract subscriptions – Type of CLP – UF Forward operations

The amount of CLP – UF Forward operations registered in DCV at May 2015 amounted to UF 92 million, which represents a 36.7 decrease relative to the amounts registered during the previous month.

The following chart shows the progression of the contracts registered in the period between May 2014 and May 2015.



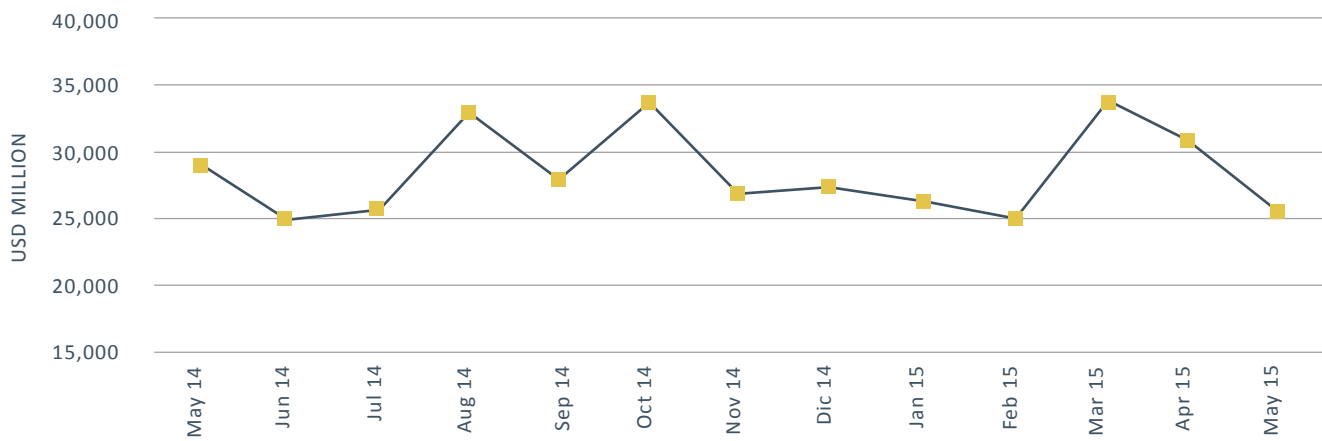
Subscriptions Contract - Forward Exchange operations CLP - USD

The amount of Forward contracts CLP - USD recorded in the DCV in May 2015 reached USD 25.7 billion, representing an decrease of 16.9% compared to the amounts recorded in the previous month.

MONTHLY REPORT ON OPERATIONAL VOLUMES May 2015

The following graph shows the evolution of contracts recorded during the period May 2014 and May 2015 shows.

Suscripción de Contratos - Tipo de Operaciones en millones CLP-USD



Número de registros de contratos

The number of contracts registered in the DCV, in the month of May 2015, reached 4.004 representing an decrease of 15.8% from the previous month.

The following graph shows the evolution of contracts registered in the period May 2014 to May 2015.

Number of contracts registered

