


## MONTHLY REPORT ON OPERATIONAL VOLUMES July 2015

### Total portfolio deposited with DCV increase by 1%

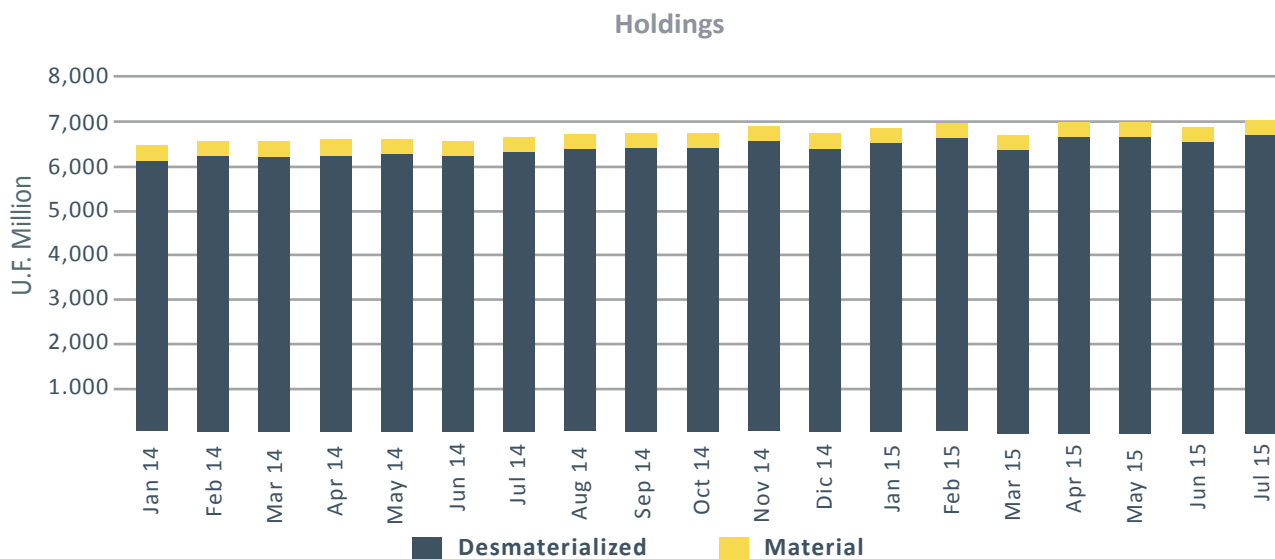
The total balance of the investment portfolio on deposit with DCV at the close of July 2015 totals UF 6,910 million, equivalent to USD 260.8 billion. This represents a 1.1% increase relative to the previous month's balance and a 5% increase in relation to July 2014. This total amount in custody is comprised 99.5% by local custody (98.6% by securities position accounts, and 1.4% by BRAA accounts) and 0.5% by international custody.

The total portfolio by type of instrument at July 2015 is comprised as follows:



The total investment portfolio deposited in the DCV consists in 96.1% of instruments issued in dematerialized form and by 3.9% in fitness.

The following table shows the evolution of the portfolio held in custody at the DCV.




## MONTHLY REPORT ON OPERATIONAL VOLUMES July 2015

### Composition of the local custody

The investment portfolio deposited in the corresponding DCV local instruments, UF reached 6,954 million (259.5 billion dollars) at the end of July 2015, representing an increase of 1.1% from the previous month and a increase of 4.9% compared to July 2014.

The total of the local custody is comprised of the balance in position accounts equivalent to UF 6,860 million, in addition to UF 95 million in Active Affiliates Recognition Bonds (BRAA) maintained in inventory accounts.

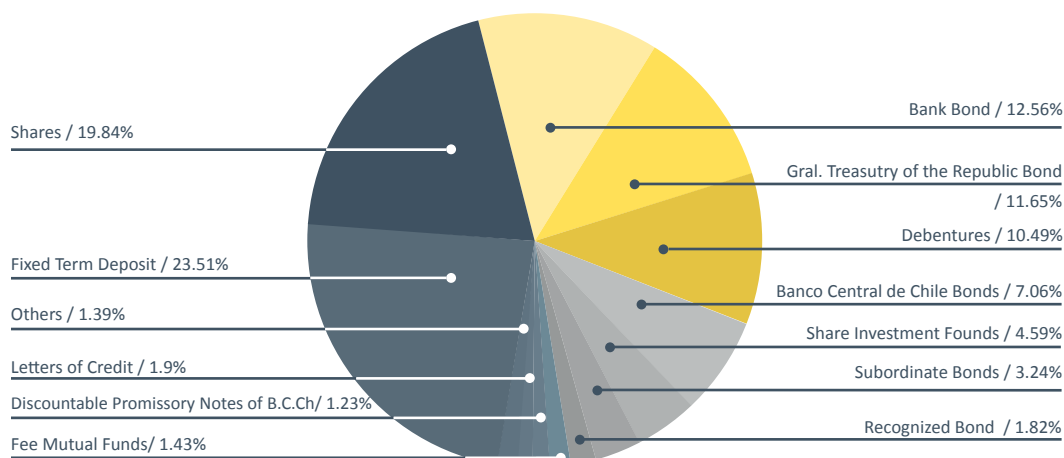
The composition of the local custody according to type of instrument is as follows:



The total national investment portfolio on deposit with DCV is comprised 96.1% of instruments issued in dematerialized form, and 3.9% issued in physical form.

The composition of the local custody according to type of instrument is as follows:

### Composition of the National Holdings July 2015





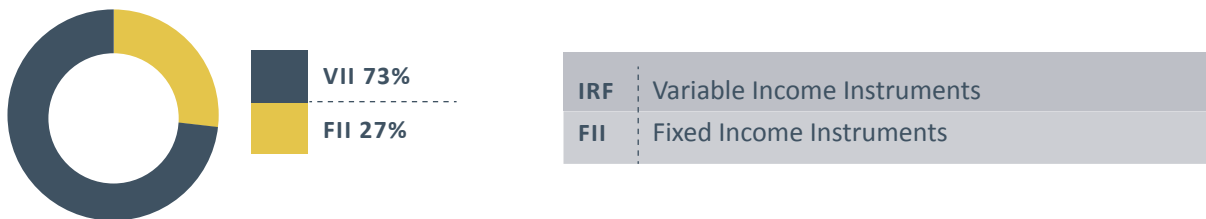
## MONTHLY REPORT ON OPERATIONAL VOLUMES July 2015

### Composition of the International Custody

The volume of the international custody amounted to UF 33.3 million (USD 1,244.2 million) at the close of July 2015, representing a 5.1% increase relative to the previous month, and an 49.3% increase in relation to July 2015.

The total of the international custody is comprised of the international custody balance equivalent to UF 28.4 million, in addition to UF 4,9 million, corresponding to the balance of the securities in custody traded in the foreign securities exchange (BE).

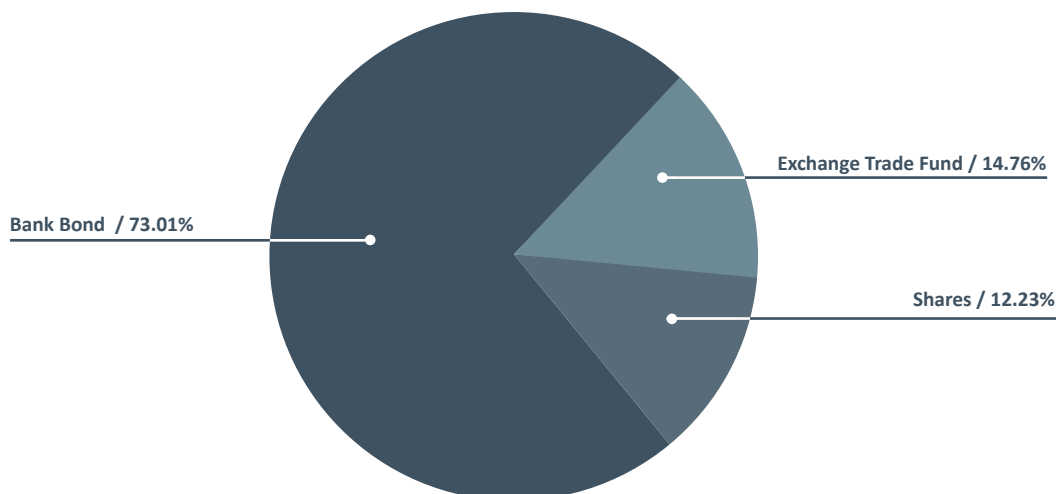
The composition of the international custody according to the type of instrument is as follows:



It is important to mention that these holdings are completely dematerialized.

The composition of the international custody according to type of instrument is as follows:

### Composition of the international Holding July 2015

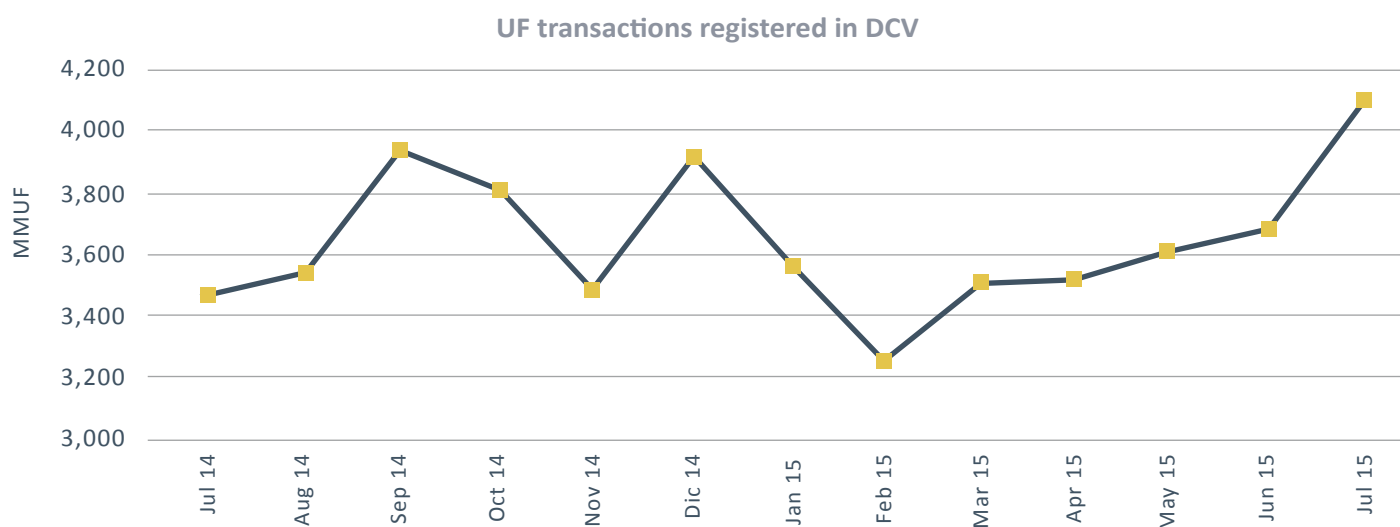


## MONTHLY REPORT ON OPERATIONAL VOLUMES July 2015

### UF transactions registered DCV

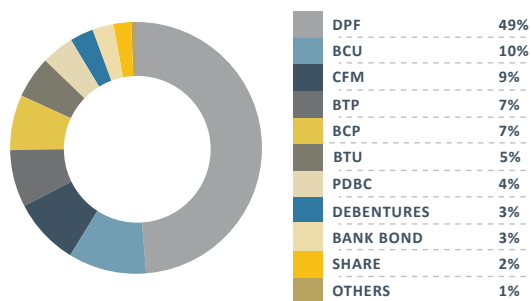
The volume of transactions registered with DCV in July 2015 amounted to UF 4,098 million (USD 152.9 billion), which represents a 11.3% increase relative to the volume traded and registered the previous month, and a 18.1% increase compared to July 2014.

The following graph shows the progression of the amounts registered in DCV systems during the period between July 2014, and July 2015.

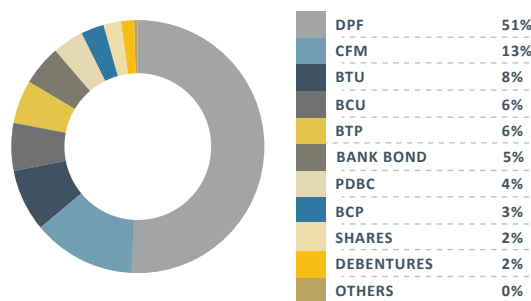


The largest volumes of transactions in December 2014 and July 2015 periods were performed on the following instruments.

UF -Transactions December 2014 Instruments



UF -Transactions July 2015 Instruments

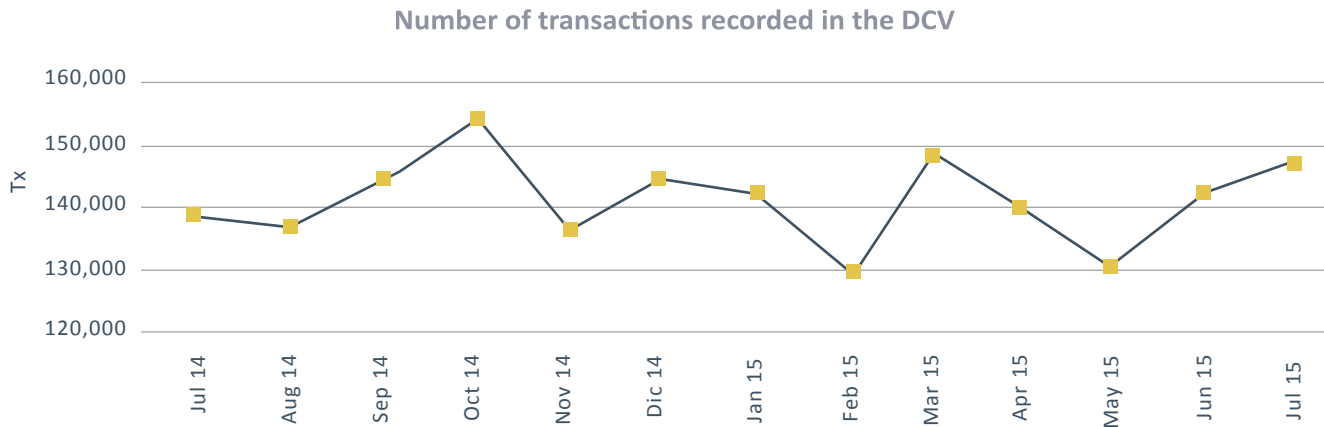


## MONTHLY REPORT ON OPERATIONAL VOLUMES July 2015

### Number of transactions recorded in the DCV

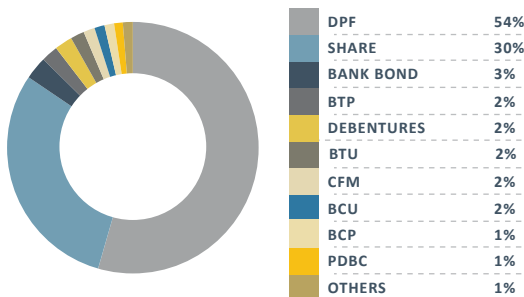
The number of transactions registered in DCV in June amounted to 147,221 a balance that represents a 3.8% increase relative to the previous month, and a 6.4% increase compared to the same month 2014.

The following chart shows the progression of the number of transactions registered in DCV systems between July 2014 and July 2015.

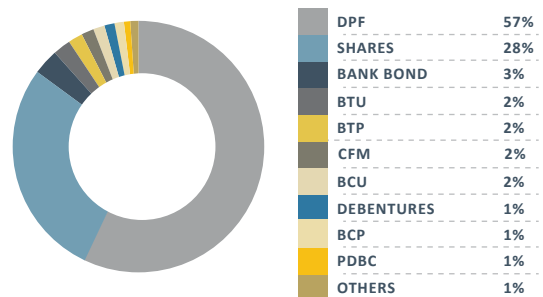


The greatest number of transactions in the December 2014 and July 2015 periods involved the following instruments:

Amount of TX - instruments December 2014



Amount of TX - instruments July 2015



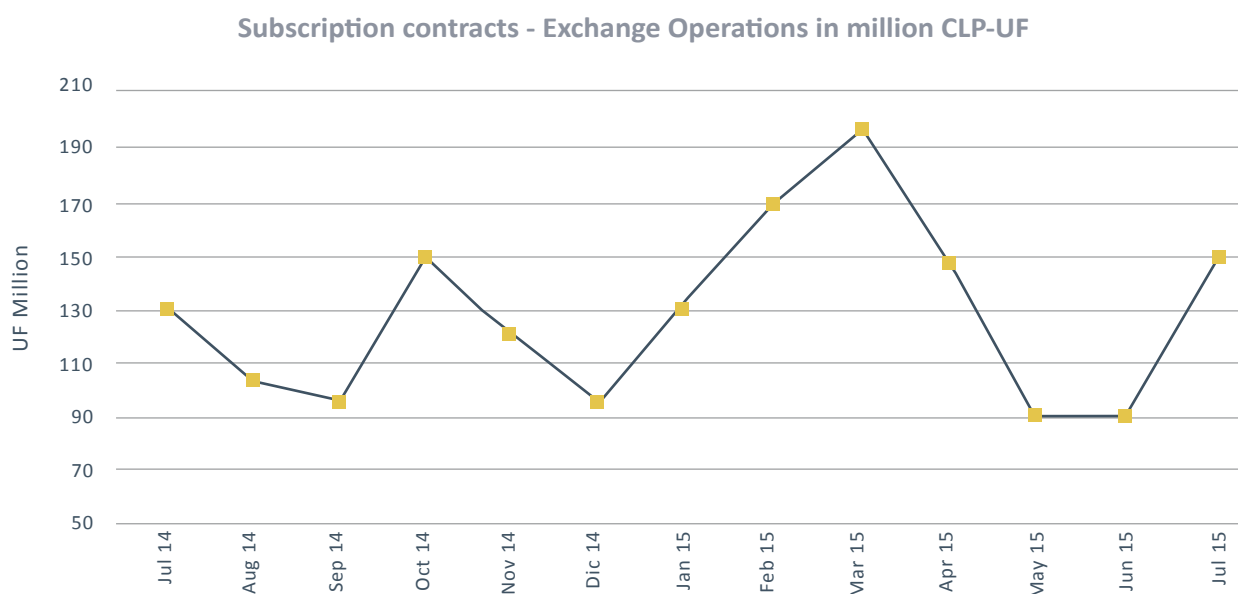
## MONTHLY REPORT ON OPERATIONAL VOLUMES July 2015

### Transactions registered in DCV – Forward Service

#### Contract subscriptions – Type of CLP – UF Forward operations

The amount of CLP – UF Forward operations registered in DCV at July 2015 amounted to UF 15 million, which represents a 64.5% increase relative to the amounts registered during the previous month.

The following chart shows the progression of the contracts registered in the period between July 2014 and July 2015.



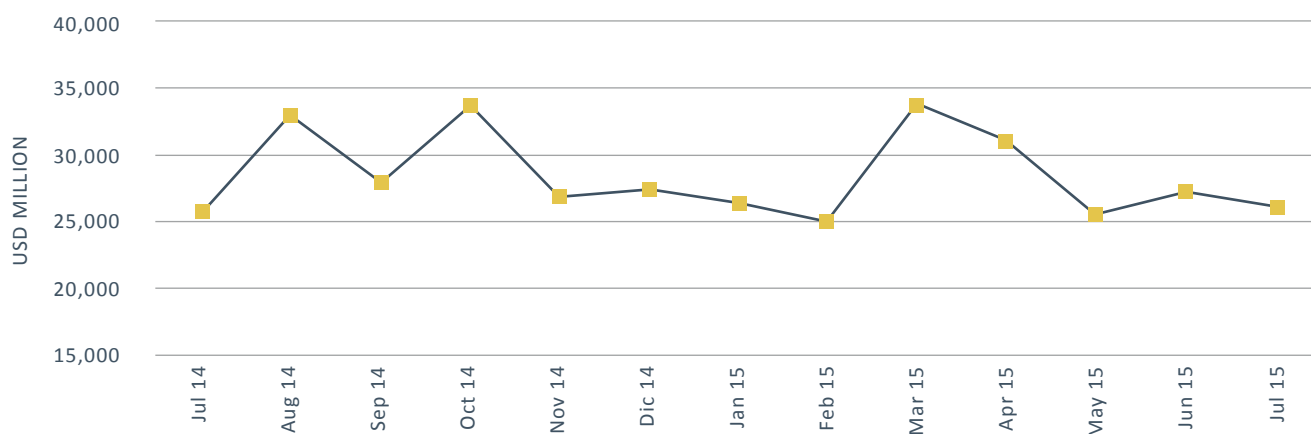
#### Subscriptions Contract - Forward Exchange operations CLP - USD

The amount of Forward contracts CLP - USD recorded in the DCV in July 2015 reached USD 26,4 billion, representing an decrease of 3.8% compared to the amounts recorded in the previous month.

## MONTHLY REPORT ON OPERATIONAL VOLUMES July 2015

The following graph shows the evolution of contracts recorded during the period July 2014 and July 2015 shows.

Suscripción de Contratos - Tipo de Operaciones en millones CLP-USD



### Record number of contracts

The number of contracts registered in the DCV, in the month of July 2015, reached 4,346 representing an decrease of 0.1% from the previous month.

The following graph shows the evolution of contracts registered in the period July 2014 to July 2015.

Record number of contracts

