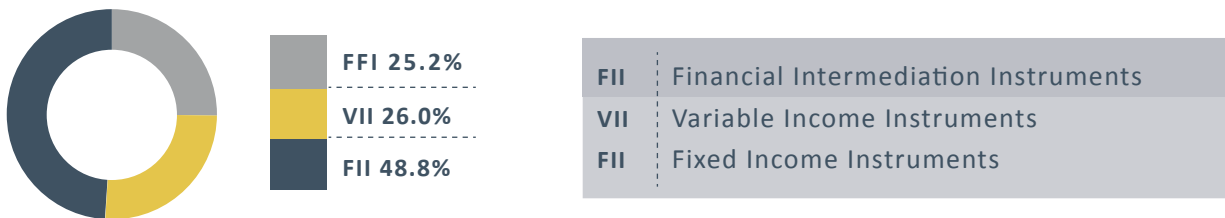


## MONTHLY REPORT ON OPERATIONAL VOLUMES August 2015

### Total portfolio deposited in DCV shows no change

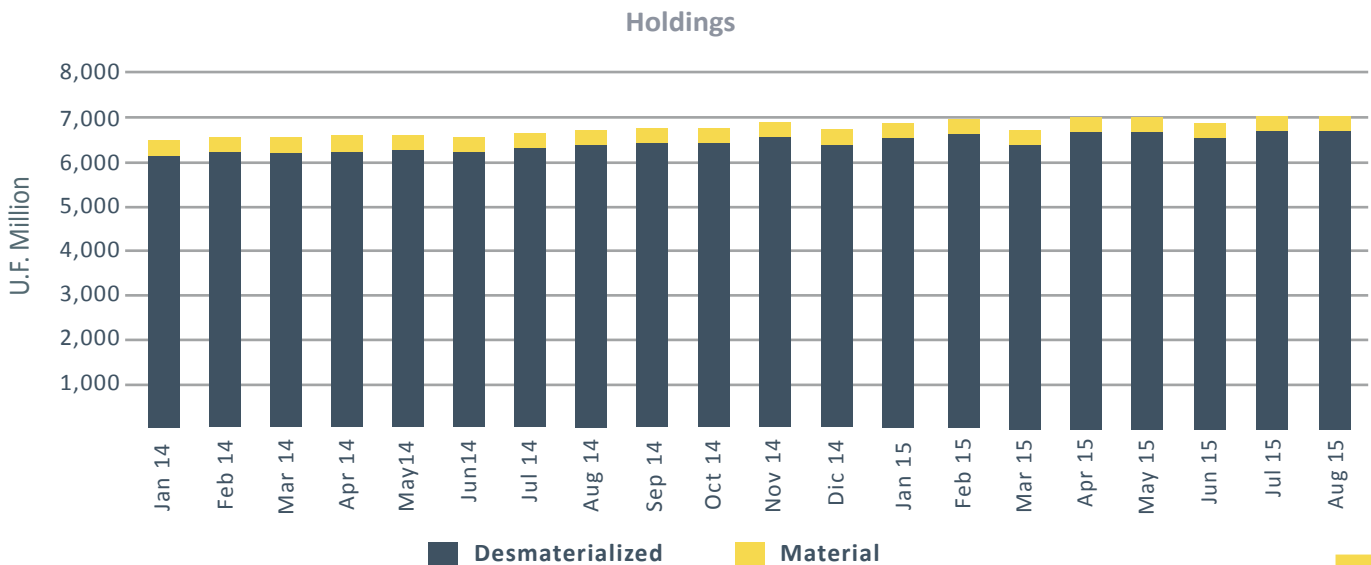
The total of UF 6,985 million, equivalent to US \$ 255 billion amounts the balance of the total investment portfolio deposited in the DCV at the end of August 2015 showing no change from the previous month's balance and shows an increase 3.8% compared to August 2014. The total amount in custody, comprises 99.5% of local custody (securities account position, 98.7% and accounts for 1.3% BRAA ) and 0.5% international custody.

The total portfolio by type of instrument at August 2015 is comprised as follows:



The total investment portfolio deposited in the DCV consists in 96.2% of instruments issued in dematerialized form and by 3.8% in fitness.

The following table shows the evolution of the portfolio held in custody at the DCV.



## MONTHLY REPORT ON OPERATIONAL VOLUMES August 2015

### Composition of the local custody

The investment portfolio deposited in the corresponding DCV local instruments, UF reached 6,952 million (253.8 billion dollars) at the end of August 2015, showing no change from the previous month and showing an increase of 3.7% compared to August 2014.

The total of the local custody is comprised of the balance in position accounts equivalent to UF 6,860 million, in addition to UF 92 million in Active Affiliates Recognition Bonds (BRAA) maintained in inventory accounts.

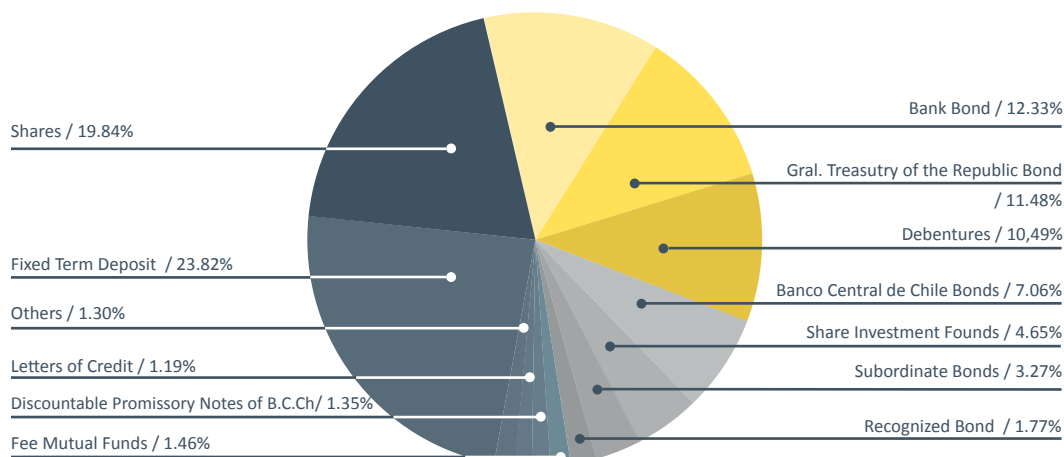
The overall composition of the portfolio by type of instrument as of August 2015 is as follows:



The total national investment portfolio on deposit with DCV is comprised 96.2% of instruments issued in dematerialized form, and 3.8% issued in physical form.

The composition of the local custody according to type of instrument is as follows:

### Composition of the National Holdings August 2015




## MONTHLY REPORT ON OPERATIONAL VOLUMES August 2015

### Composition of the International Custody

The volume of the international custody amounted to UF 32.4 million (USD 1,183.4 million) at the close of August 2015, representing a 2.8% decrease relative to the previous month, and an 34.3% increase in relation to August 2015.

The total of the international custody is comprised of the international custody balance equivalent to UF 27.7 million, in addition to UF 4,7 million, corresponding to the balance of the securities in custody traded in the foreign securities exchange (BE).

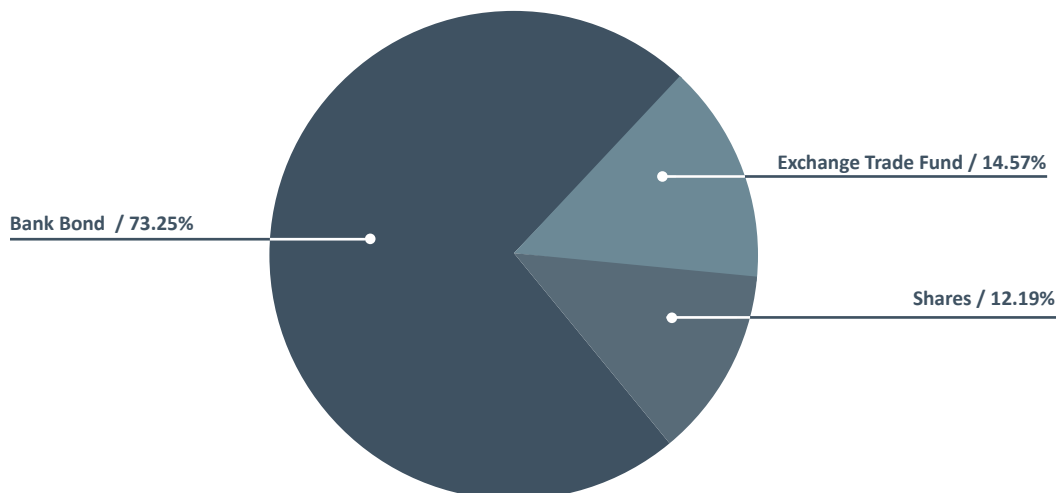
The composition of the international custody according to the type of instrument is as follows:



It is important to mention that these holdings are completely dematerialized.

The composition of the international custody according to type of instrument is as follows:

### Composition of the international Holding August 2015

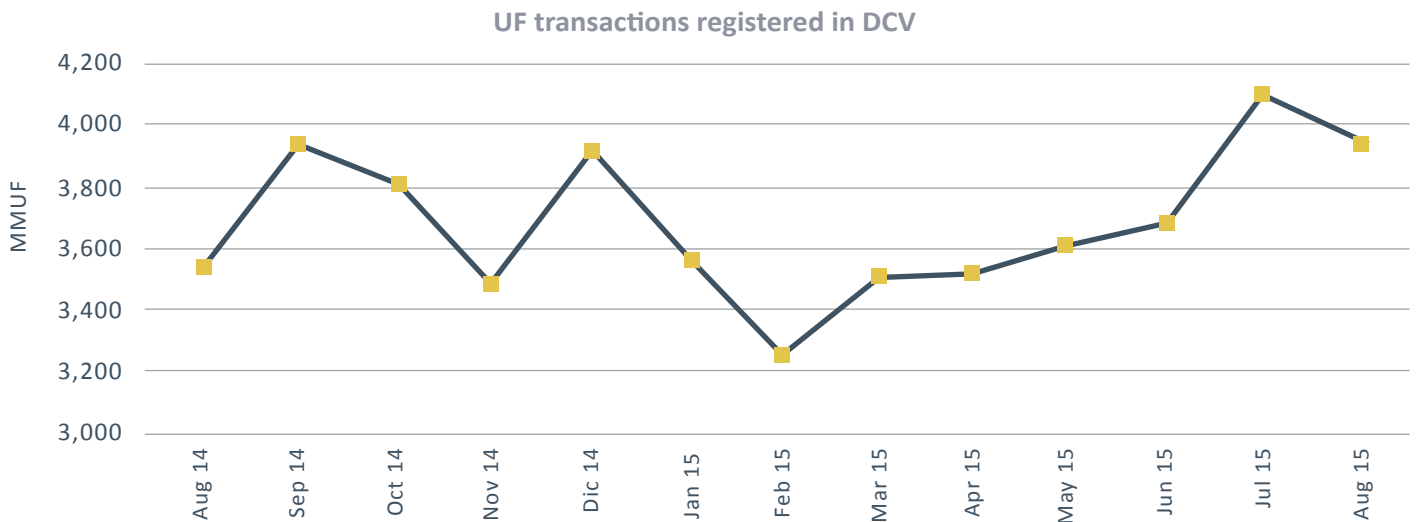


## MONTHLY REPORT ON OPERATIONAL VOLUMES August 2015

### UF transactions registered DCV

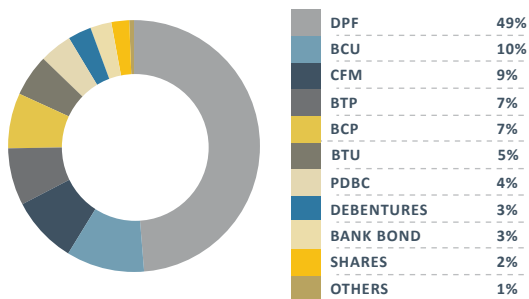
The volume of transactions registered with DCV in August 2015 amounted to UF 3,907 million (USD 142.6 billion), which represents a 4.6% decrease relative to the volume traded and registered the previous month, and a 10.7% increase compared to August 2014.

The following graph shows the progression of the amounts registered in DCV systems during the period between August 2014, and August 2015.

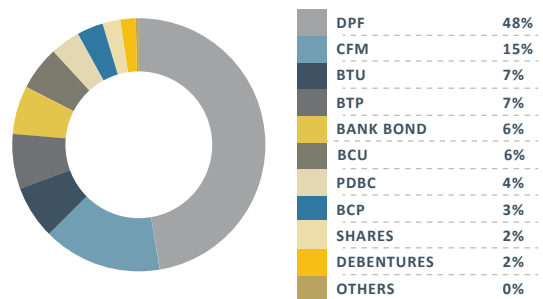


The largest volumes of transactions in December 2014 and August 2015 periods were performed on the following instruments.

#### UF -Transactions December 2014 Instruments



#### UF -Transactions August 2014 Instruments

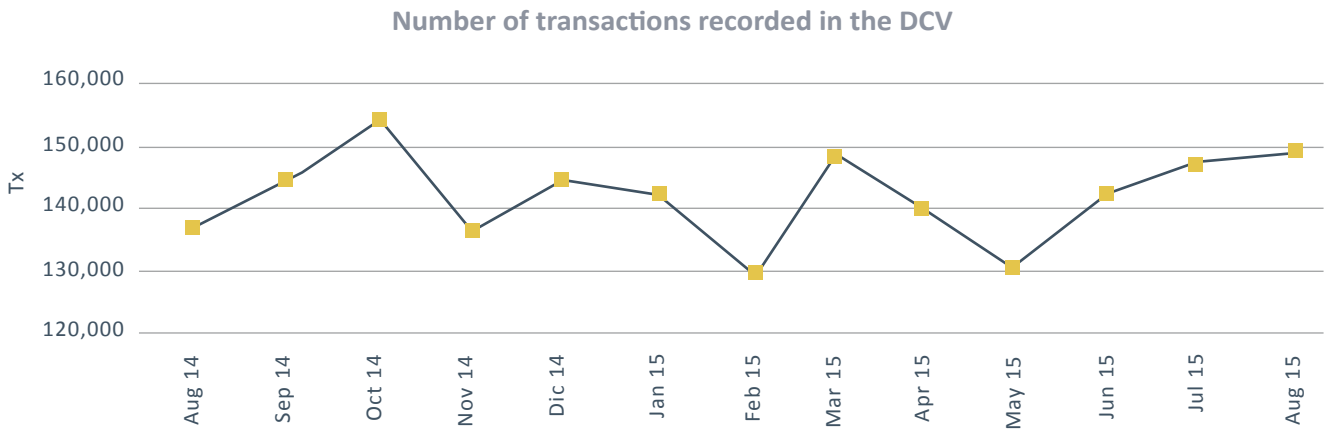


## MONTHLY REPORT ON OPERATIONAL VOLUMES August 2015

### Number of transactions recorded in the DCV

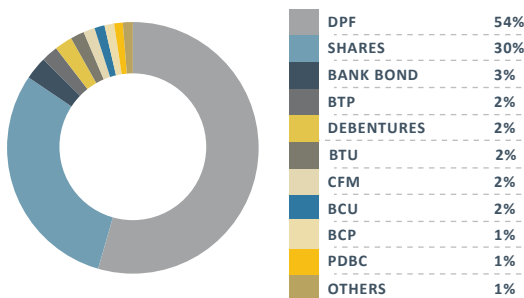
The number of transactions registered in DCV in August amounted to 148,878 a balance that represents a 1.1% increase relative to the previous month, and a 8.8% increase compared to the same month 2014.

The following chart shows the progression of the number of transactions registered in DCV systems between August 2014 and August 2015.

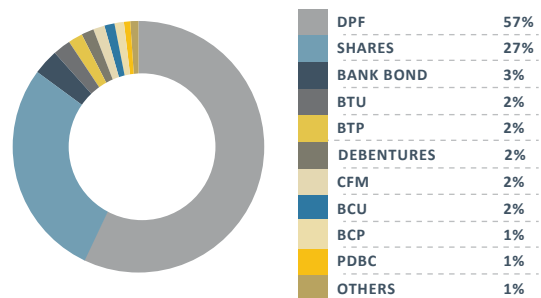


The greatest number of transactions in the December 2014 and August 2015 periods involved the following instruments:

Amount of TX - instruments December 2014



Amount of TX - instruments August 2014



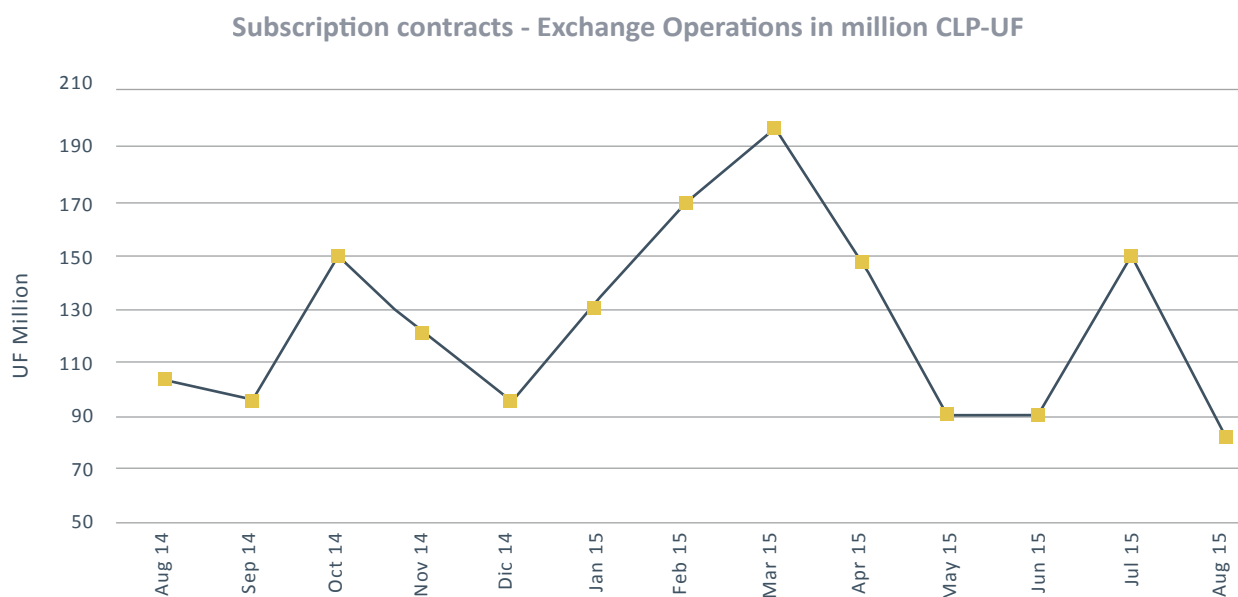
## MONTHLY REPORT ON OPERATIONAL VOLUMES August 2015

### Transactions registered in DCV – Forward Service

#### Contract subscriptions – Type of CLP – UF Forward operations

The amount of CLP – UF Forward operations registered in DCV at August 2015 amounted to UF 82 million, which represents a 45.6% decrease relative to the amounts registered during the previous month.

The following chart shows the progression of the contracts registered in the period between August 2014 and August 2015.



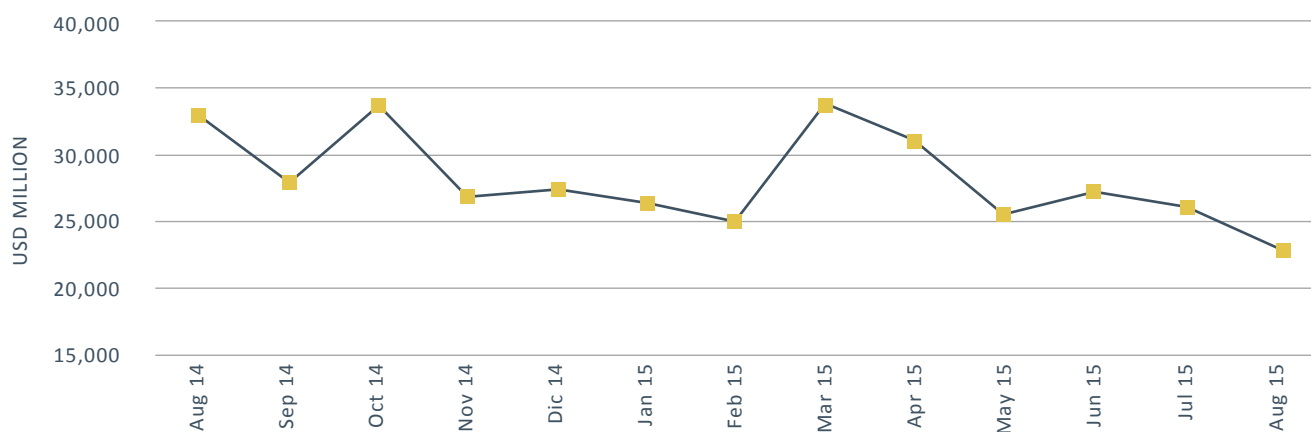
#### Subscriptions Contract - Forward Exchange operations CLP - USD

The amount of Forward contracts CLP - USD recorded in the DCV in August 2015 reached USD 22,8 billion, representing an decrease of 13.6% compared to the amounts recorded in the previous month.

## MONTHLY REPORT ON OPERATIONAL VOLUMES August 2015

The following graph shows the evolution of contracts recorded during the period August 2014 and August 2015 shows.

Suscripción de Contratos - Tipo de Operaciones en millones CLP-USD



### Record number of contracts

The number of contracts registered in the DCV, in the month of August 2015, reached 4,042 representing an decrease of 7% from the previous month.

The following graph shows the evolution of contracts registered in the period August 2014 to August 2015.

Record number of contracts

