

MONTHLY REPORT ON OPERATIONAL VOLUMES

November 2014



Total portfolio deposited with DCV increase by 1.8%

The total balance of the investment portfolio on deposit with DCV at the close of November 2014 totals UF 6,902 million, equivalent to USD 282.2 billion. This represents a 1.8% increase relative to the previous month's balance and a 4.6% increase in relation to November 2013. This total amount in custody is comprised 99.7% by local custody (98.4% by securities position accounts, and 1.6% by BRAA accounts) and 0.3% by international custody.

The total portfolio by type of instrument at November 2014 is comprised as follows:



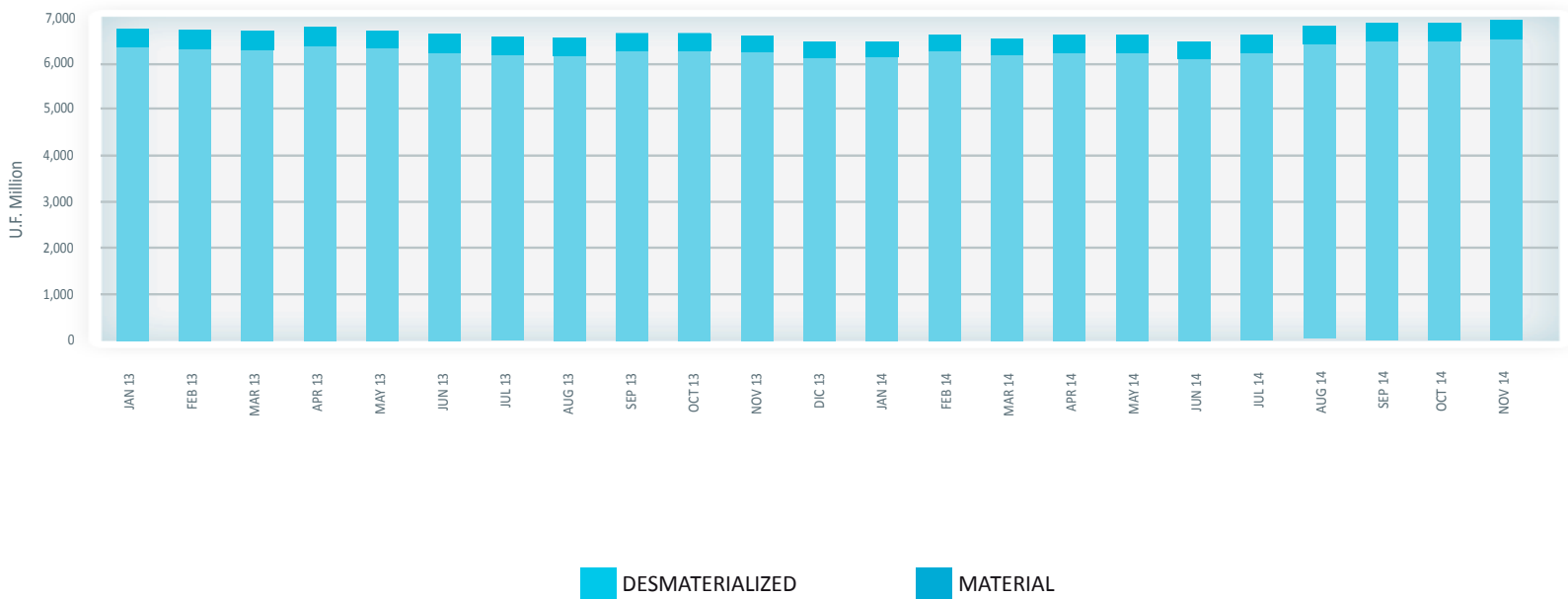
■ **FFI** 25.5 %
 ■ **VII** 27.0 %
 ■ **FII** 48.5 %

FII	Financial Intermediation Instruments
VII	Variable Income Instruments
FII	Fixed Income Instruments

The total investment portfolio deposited in the DCV consists in 95.5% of instruments issued in dematerialized form and by 4.5% in fitness.

The following table shows the evolution of the portfolio held in custody at the DCV.

Holdings



MONTHLY REPORT ON OPERATIONAL VOLUMES

November 2014



Composition of the local custody

The investment portfolio deposited in the corresponding DCV local instruments, UF reached 6.878 million (282 billion dollars) at the end of November 2014, representing an increase of 1.8% from the previous month and a increase of 4.6% compared to November 2013.

The total of the local custody is comprised of the balance in position accounts equivalent to UF 6,769 million, in addition to UF 109 million in Active Affiliates Recognition Bonds (BRAA) maintained in inventory accounts.

The composition of the local custody according to type of instrument is as follows:



FII 25.6%
VII 27.0%
FII 47.4%

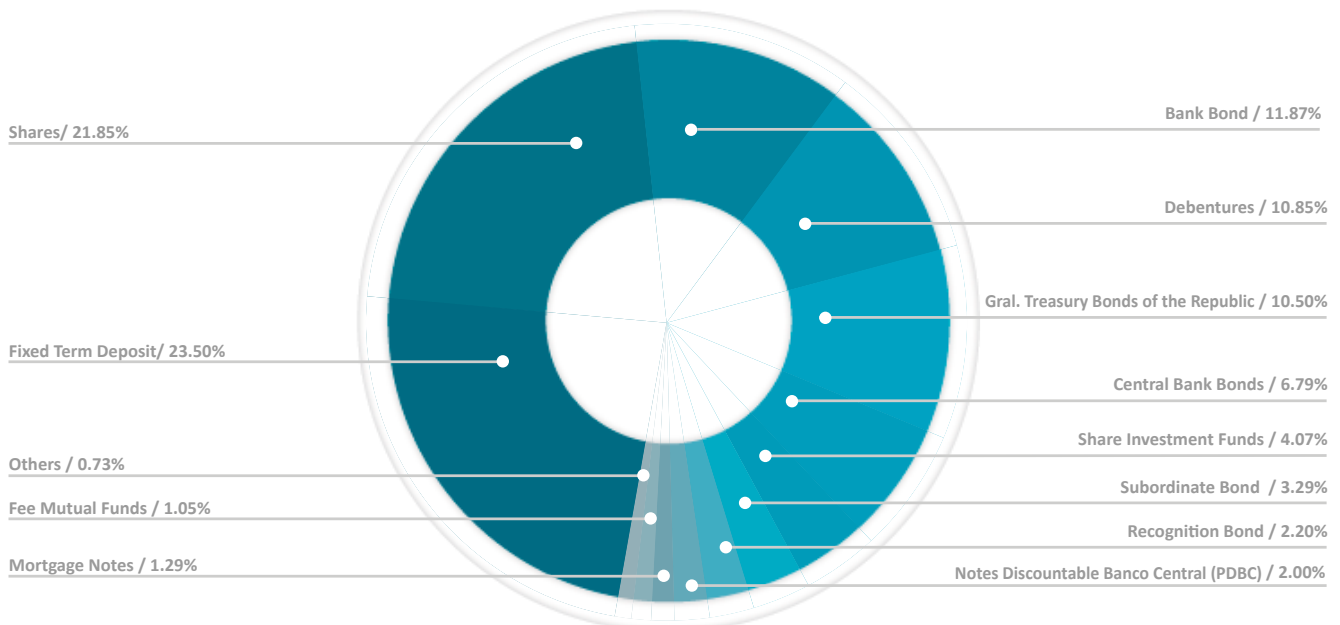
FII	Financial Intermediation Instruments
VII	Variable Income Instruments
FII	Fixed Income Instruments

The total national investment portfolio on deposit with DCV is comprised 95.4% of instruments issued in dematerialized form, and 4.5% issued in physical form.

The composition of the local custody according to type of instrument is as follows:

Composition of the National Holdings

October 2014





Composition of the international custody

The volume of the international custody amounted to UF 23.8 million (USD 975.9 million) at the close of November 2014, representing a 2.9% increase relative to the previous month, and an 19.2 % increase in relation to November 2013.

The total of the international custody is comprised of the international custody balance equivalent to UF 20.5 million, in addition to UF 3,4 million, corresponding to the balance of the securities in custody traded in the foreign securities exchange (BE).

The composition of the international custody according to the type of instrument is as follows:



■ VII 30%
■ FII 70%

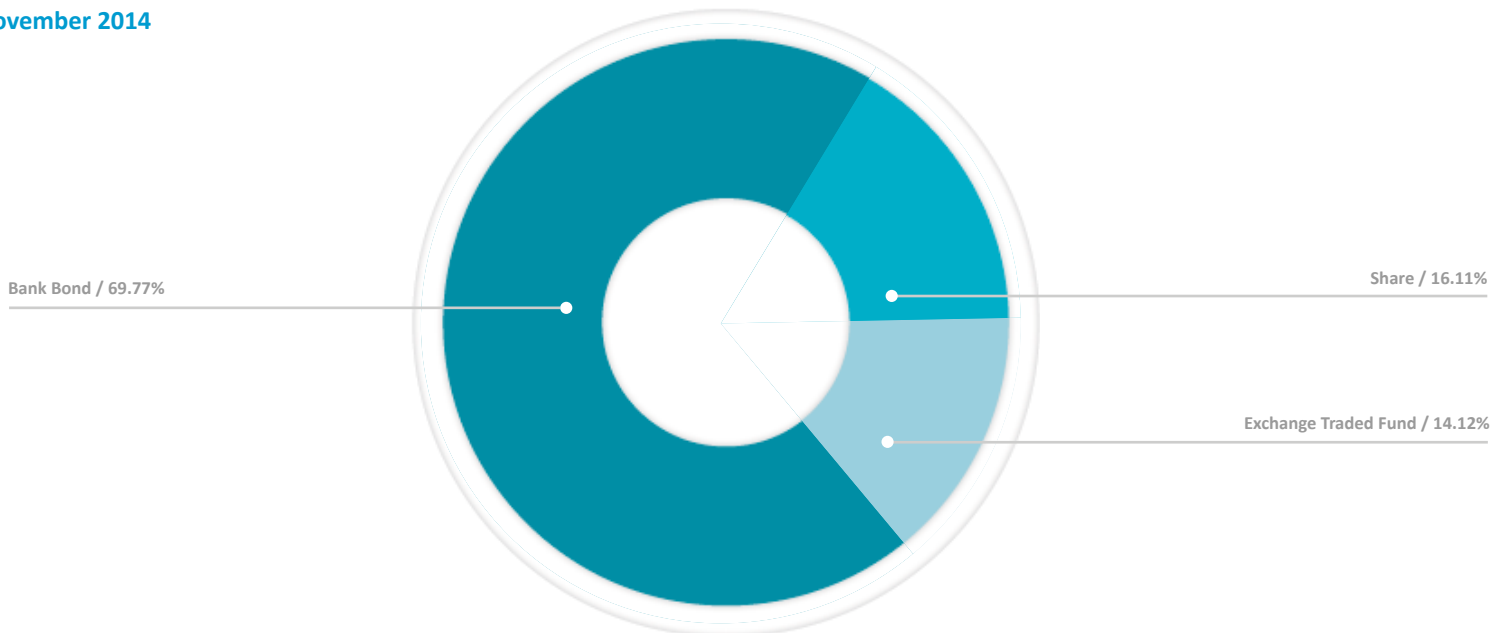
VII	Variable Income Instruments
FII	Fixed Income Instruments

It is important to mention that these holdings are completely dematerialized.

The composition of the international custody according to type of instrument is as follows:

Composition of the international Holding

November 2014



MONTHLY REPORT ON OPERATIONAL VOLUMES

November 2014

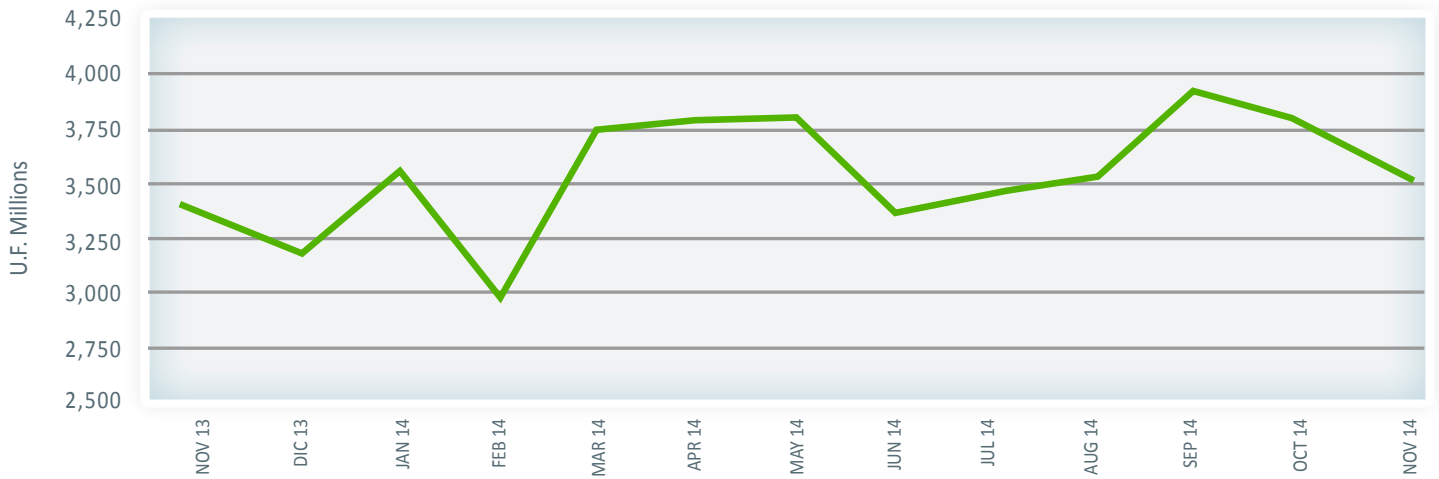


UF transactions registered DCV


The volume of transactions registered with DCV in November 2014 amounted to UF 3,501 million (USD 143.5 billion), which represents a 8.3% decrease relative to the volume traded and registered the previous month, and a 3.7% increase compared to November 2013.

The following graph shows the progression of the amounts registered in DCV systems during the period between November 2013 and November 2014.

UF transactions registered in DCV



The largest volumes of transactions in December 2013 and October 2014 periods were performed on the following instruments.



MONTHLY REPORT ON OPERATIONAL VOLUMES

November 2014

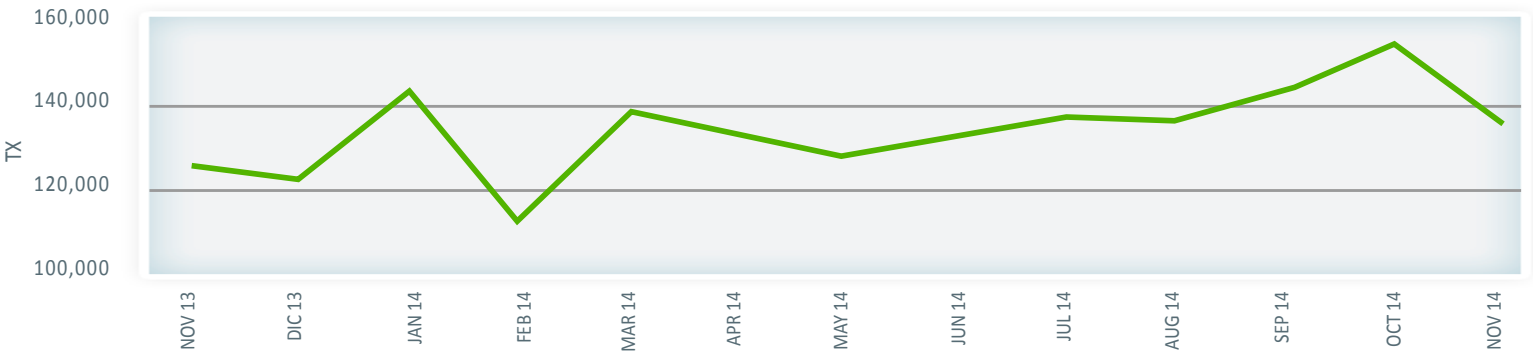


Number of transactions recorded in the DCV

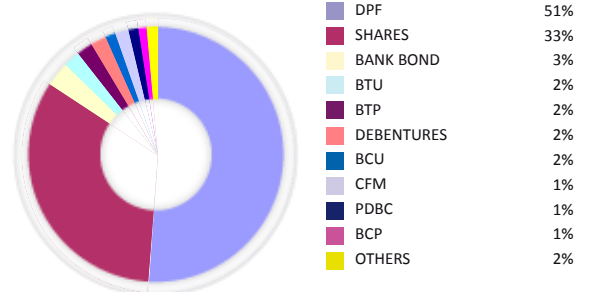
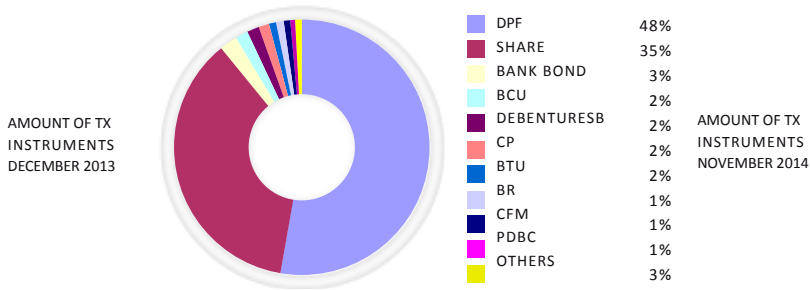
The number of transactions registered in DCV in November 2014 amounted to 136.625 a balance that represents a 11.1% decrease relative to the previous month, and a 8 % increase compared to the same month 2013.

The following chart shows the progression of the number of transactions registered in DCV systems between November 2013 and November 2014:

Number of transactions recorded in the DCV



The greatest number of transactions in the December 2013 and October 2014 periods involved the following instruments:





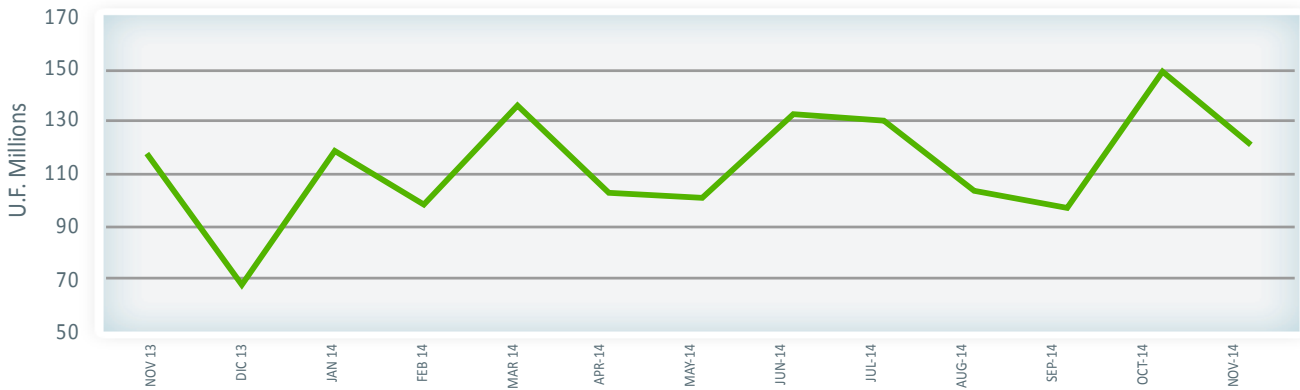
Transactions registered in DCV – Forward Service

Contract subscriptions – Type of CLP – UF Forward operations

The amount of CLP – UF Forward operations registered in DCV at November 2014 amounted to UF 121 million, which represents a 19.1% increase relative to the amounts registered during the previous month.

The following chart shows the progression of the contracts registered in the period between November 2013 and November 2014.

Subscription contracts - Exchange Operations in million CLP-UF

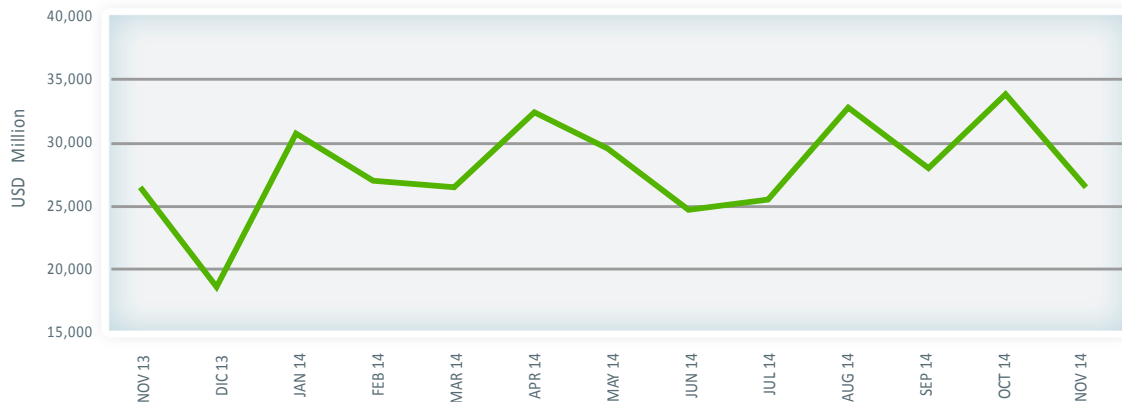


Subscriptions Contract - Forward Exchange operations CLP - USD

The amount of Forward contracts CLP - USD recorded in the DCV in November 2014 reached USD 26.7 billion, representing an increase of 21% compared to the amounts recorded in the previous month.

The following graph shows the evolution of contracts recorded during the period November 2013 and November 2014 shows.

Subscription Contract Operations Type million CLP-USD



MONTHLY REPORT ON OPERATIONAL VOLUMES

November 2014



Number of contracts registered

The number of contracts registered in the DCV, in the month of November 2014, reached 3,774 representing an increase of 17.9% from the previous month.

The following graph shows the evolution of contracts registered in the period November 2013 to November 2014.

Number of contracts registered

