



Total portfolio deposited with DCV increase by 1.1%

The total balance of the investment portfolio on deposit with DCV at the close of July 2014 totals UF 6,653 million, equivalent to USD 280.1 billion. This represents a 0.6% increase relative to the previous month's balance and a 1.1 % increase in relation to July 2013. This total amount in custody is comprised 99.7% by local custody (98.3% by securities position accounts, and 1.7% by BRAA accounts) and 0.3% by international custody.

The total portfolio by type of instrument at July 2014 is comprised as follows:



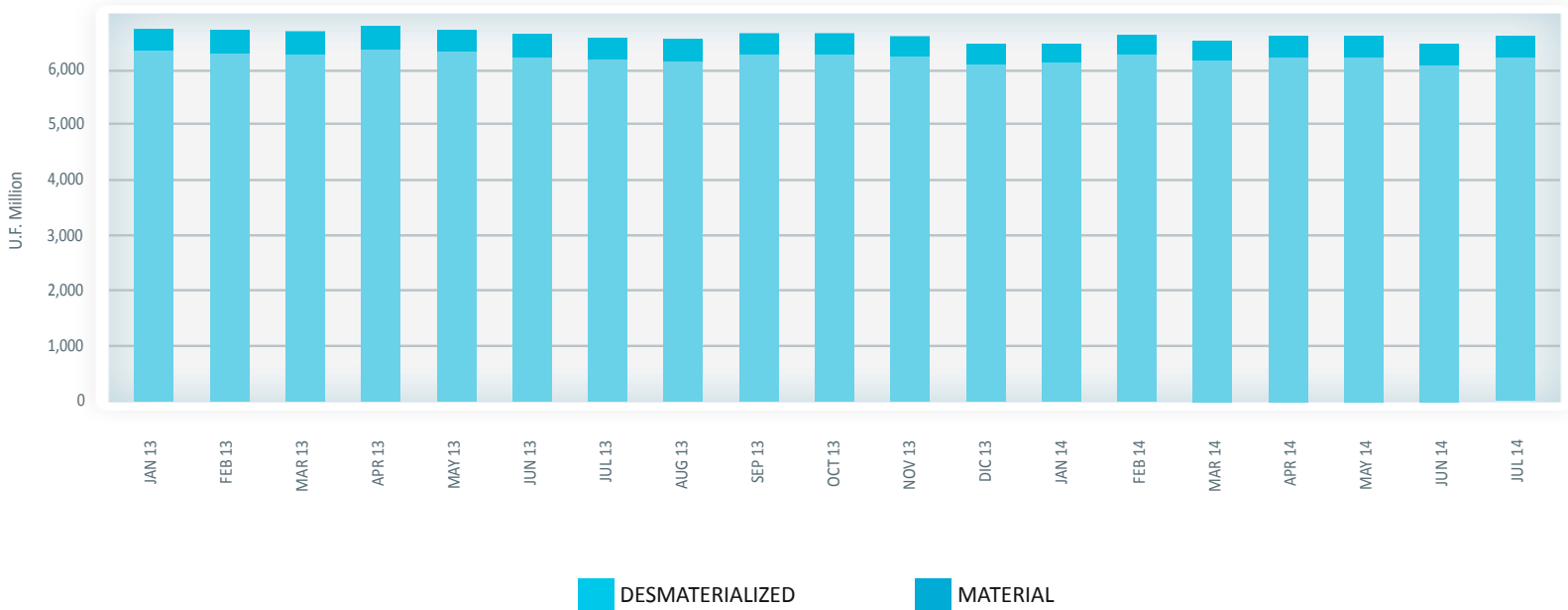
■ **FFI** 26%
 ■ **VII** 28%
 ■ **FII** 46%

FII	Financial Intermediation Instruments
VII	Variable Income Instruments
FII	Fixed Income Instruments

The total investment portfolio deposited in the DCV consists in 95.4% of instruments issued in dematerialized form and by 4.6% in fitness.

The following table shows the evolution of the portfolio held in custody at the DCV.

Holdings





Composition of the local custody

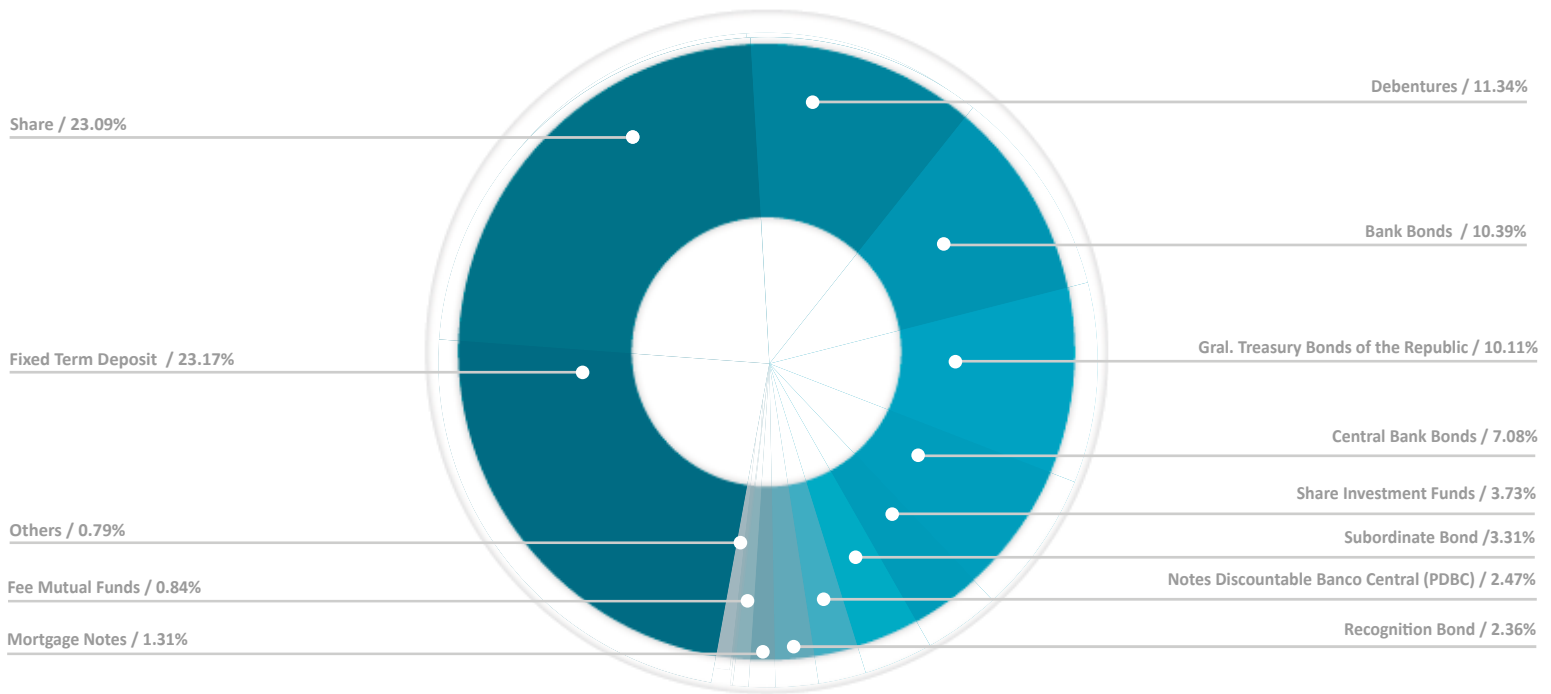
The investment portfolio deposited in the corresponding DCV local instruments, UF reached 6.631 million (279.7 billion dollars) at the end of July 2014, representing an increase of 1.1% from the previous month and a decrease of 0.6% compared to July 2013.

The total of the local custody is comprised of the balance in position accounts equivalent to UF 6,517.6 million, in addition to UF 113.3 million in Active Affiliates Recognition Bonds (BRAA) maintained in inventory accounts.

The total national investment portfolio on deposit with DCV is comprised 95.3% of instruments issued in dematerialized form, and 4.7% issued in physical form.

The composition of the local custody according to type of instrument is as follows:

Composition of the National Holdings July 2014





Composition of the international custody

The volume of the international custody amounted to UF 22,3 million (USD 941 .9 million) at the close of July 2014, representing a 3.7% increase relative to the previous month, and an 25,9% increase in relation to July 2013.

The total of the international custody is comprised of the international custody balance equivalent to UF 19 million, in addition to UF 3.3 million, corresponding to the balance of the securities in custody traded in the foreign securities exchange (BE).

The composition of the international custody according to the type of instrument is as follows:



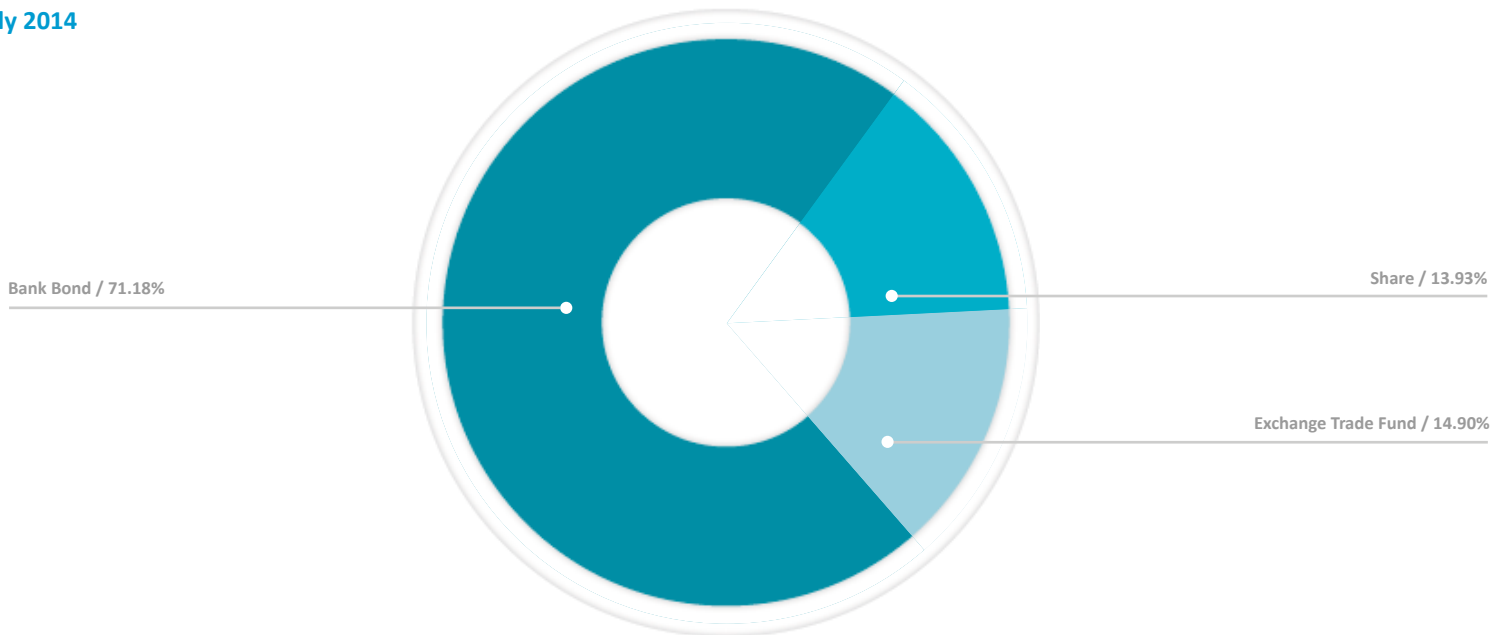
■ VII 29%
■ FII 71%

VII	Variable Income Instruments
FII	Fixed Income Instruments

It is important to mention that these holdings are completely dematerialized.

The composition of the international custody according to type of instrument is as follows:

Composition of the international Holding July 2014



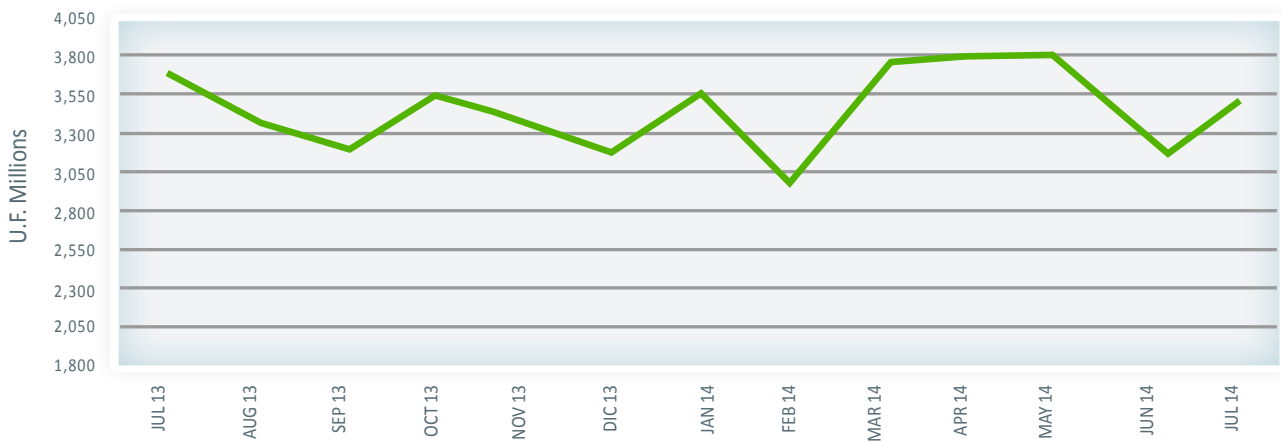


UF transactions registered DCV

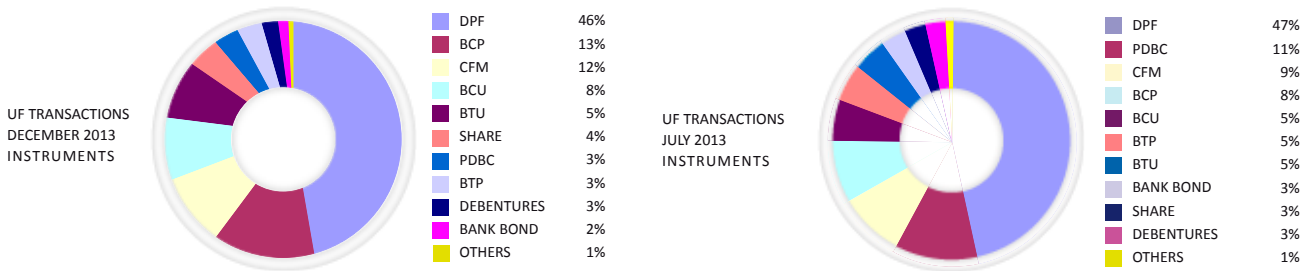
The volume of transactions registered with DCV in June 2014 amounted to UF 3,470 million (USD 146,3 billion), which represents a 2.8% increase relative to the volume traded and registered the previous month, and a 5.7% decrease compared to July 2013.

The following graph shows the progression of the amounts registered in DCV systems during the period between July 2013 and July 2014.

UF transactions registered in DCV



The largest volumes of transactions in December 2013 and June 2014 periods were performed on the following instruments.



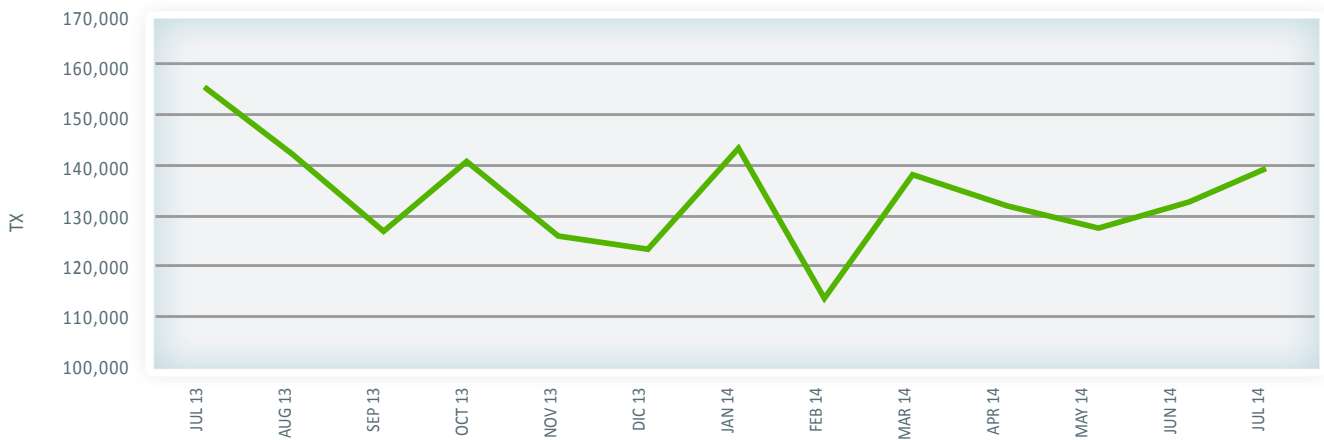


Number of transactions recorded in the DCV

The number of transactions registered in DCV in July 2014 amounted to 138,312 a balance that represents a 4.4% increase relative to the previous month, and a 11,1 % decrease compared to the same month 2013.

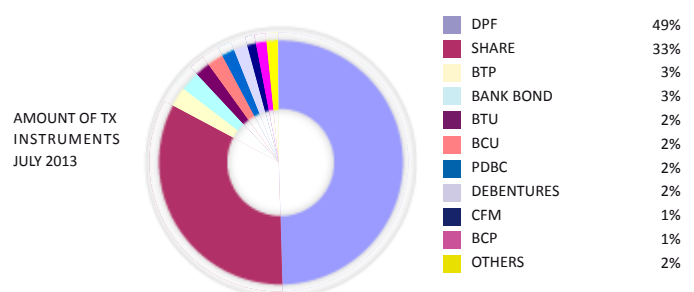
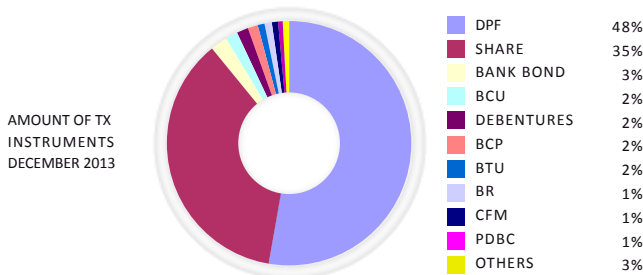
The following chart shows the progression of the number of transactions registered in DCV systems between July 2013 and July 2014:

Number of transactions recorded in the DCV



In July 2014, the percentage of exchange transactions between brokers was 23.6% (22.7% in 2013), while the transactions between investors and brokers and the over the counter market amounted to 76.4% (77.3% in 2013). In addition, the number of transactions involving instruments that originate from private debt and variable income instruments was 90% (93% in 2013), and that of public debt, 10% (7% in 2013.).

The greatest number of transactions in the December 2013 and July 2014 periods involved the following instruments:





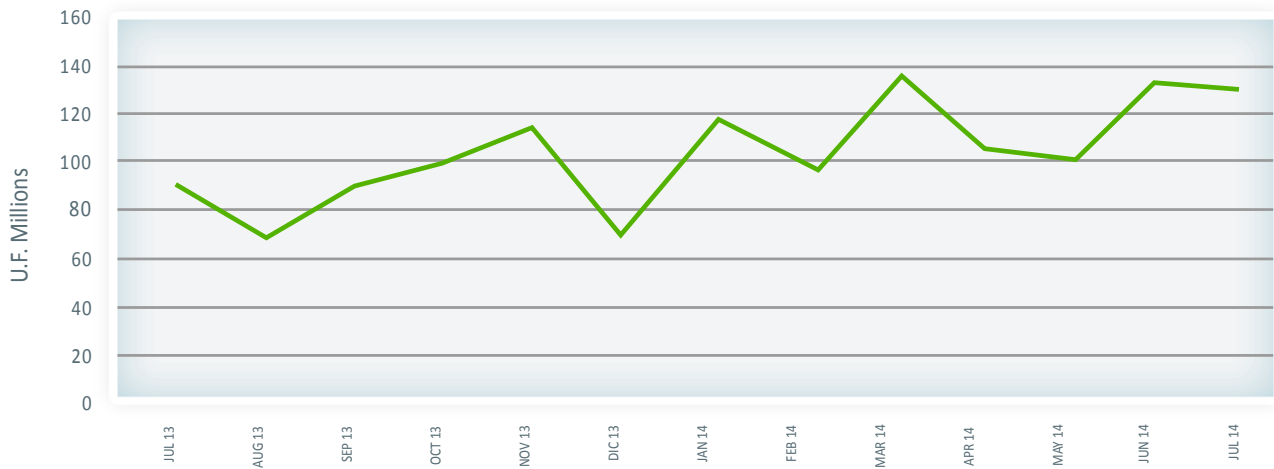
Transactions registered in DCV – Forward Service

Contract subscriptions – Type of CLP – UF Forward operations

The amount of CLP – UF Forward operations registered in DCV at July 2014 amounted to UF 130 million, which represents a 1.6 % decrease relative to the amounts registered during the previous month.

The following chart shows the progression of the contracts registered in the period between July 2013 and July 2014.

Subscription contracts - Exchange Operations in million CLP-UF

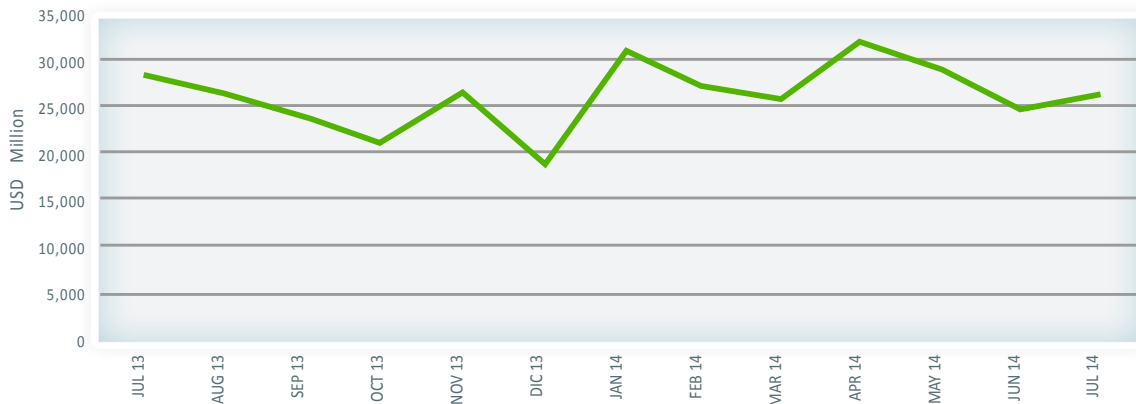


Subscriptions Contract - Forward Exchange operations CLP - USD

The amount of Forward contracts CLP - USD recorded in the DCV in July 2014 reached USD 25.7 billion, representing an decrease of 3.6% compared to the amounts recorded in the previous month.

The following graph shows the evolution of contracts recorded during the period July 2013 and July 2014 shows.

Subscription Contract Operations Type million CLP-USD





Number of contracts registered

The number of contracts registered in the DCV, in the month of July 2014, reached 3,746 representing an increase of 11.4% from the previous month.

The following graph shows the evolution of contracts registered in the period July 2013 to July 2014.

Number of contracts registered

