

# MONTHLY REPORT ON OPERATIONAL VOLUMES


APRIL 2014



## Total portfolio deposited with DCV increase by 0,5%

The total balance of the investment portfolio on deposit with DCV at the close of April 2014 totals UF 6,596 million, equivalent to USD 279.7 billion. This represents a 0.5% increase relative to the previous month's balance and a 2.2% decrease in relation to April 2013. This total amount in custody is comprised 99.7% by local custody (98.2% by securities position accounts, and 1.8% by BRAA accounts) and 0.3% by international custody.

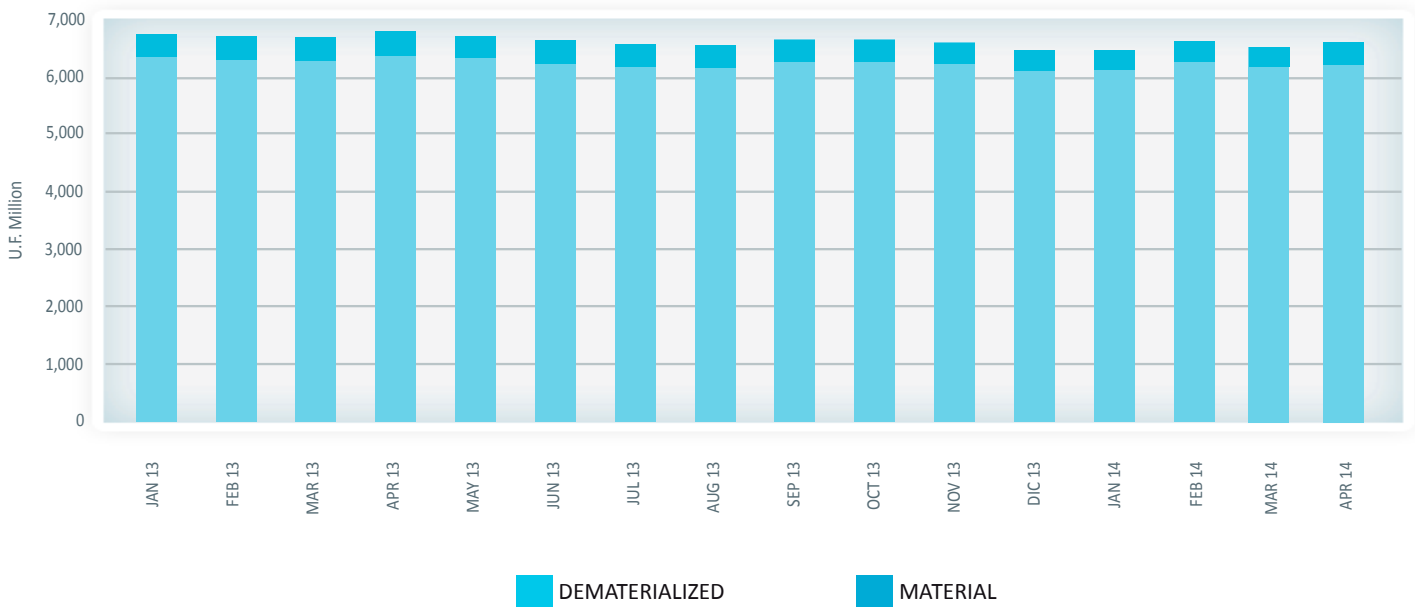
The total portfolio by type of instrument at April 2014 is comprised as follows:



The total investment portfolio deposited in the DCV consists in 95.3% of instruments issued in dematerialized form and by 4.7% in fitness.

The following table shows the evolution of the portfolio held in custody at the DCV.

## Holdings





## Composition of the local custody

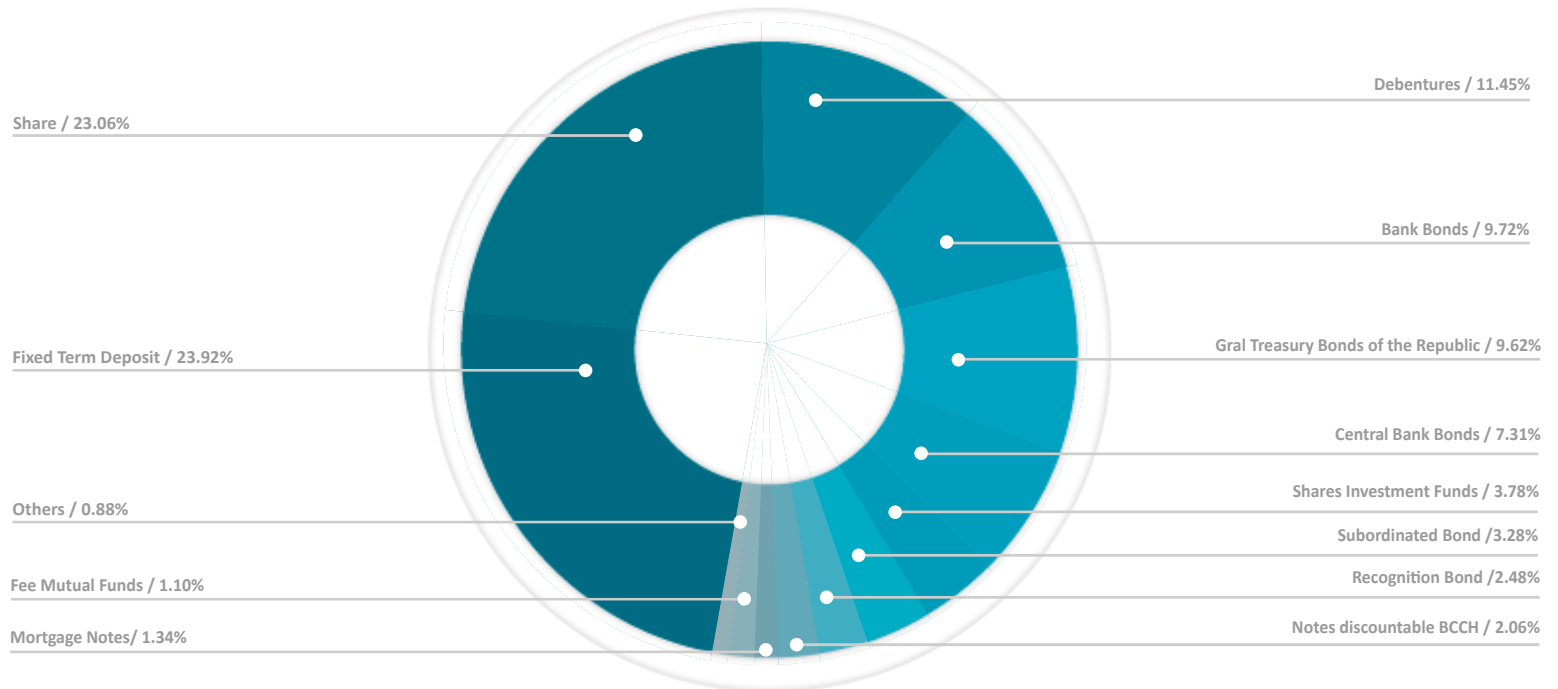
The investment portfolio deposited in the corresponding DCV local instruments, UF reached 6.574 million (278.8 billion dollars) at the end of April 2014, representing an increase of 0.5% from the previous month and a decrease of 2.3% compared to April 2013.

The total of the local custody is comprised of the balance in position accounts equivalent to UF 6,456.9 million, in addition to UF 116.9 million in Active Affiliates Recognition Bonds (BRAA) maintained in inventory accounts.

The total national investment portfolio on deposit with DCV is comprised 95.3% of instruments issued in dematerialized form, and 4.7% issued in physical form.

The composition of the local custody according to type of instrument is as follows:

## Composition of the National Holdings April 2014



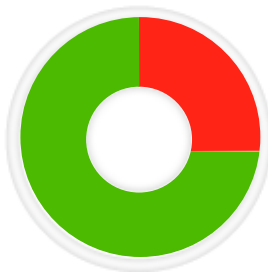


## Composition of the international custody

The volume of the international custody amounted to UF 21.9 million (USD 930,9 million) at the close of April 2014, representing a 0.4% increase relative to the previous month, and an 40.7% increase in relation to April 2013.

The total of the international custody is comprised of the international custody balance equivalent to UF 19.1 million, in addition to UF 2.9 million, corresponding to the balance of the securities in custody traded in the foreign securities exchange (BE).

The composition of the international custody according to the type of instrument is as follows:



■ VII 25%  
■ FII 75%

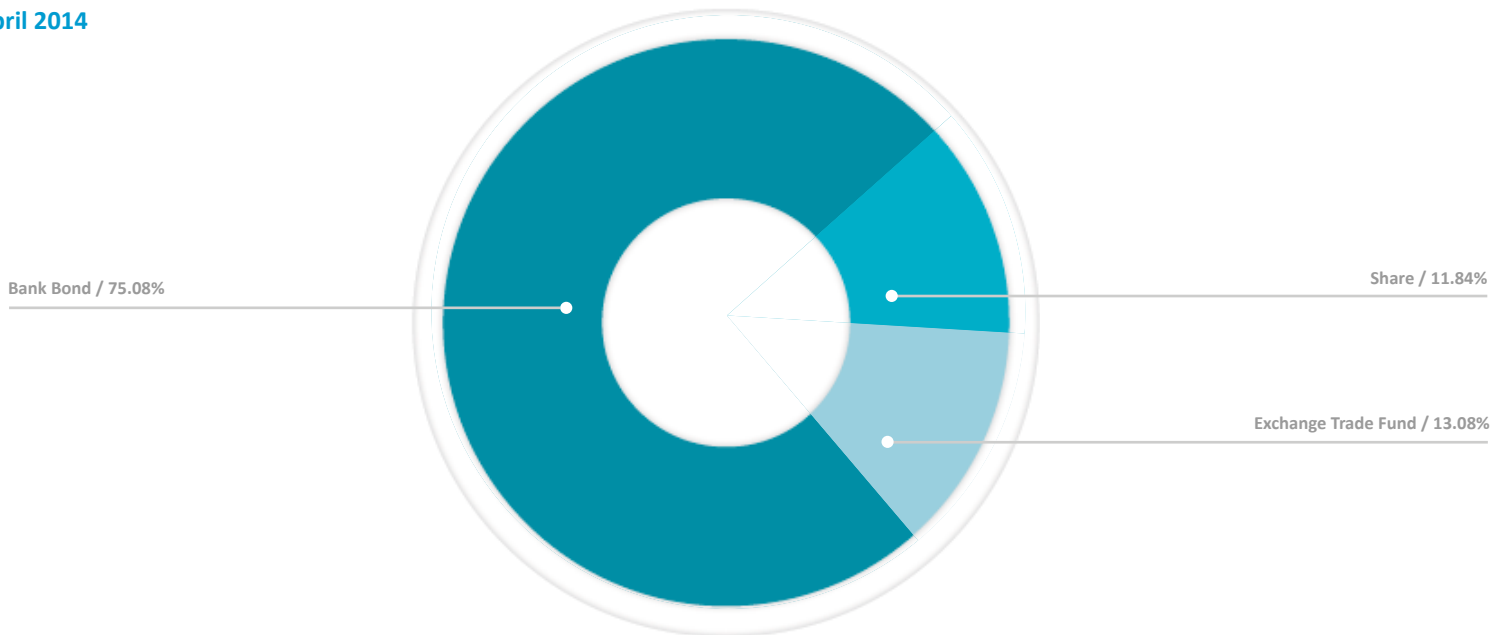
VII	Variable Income Instruments
FII	Fixed Income Instruments

It is important to mention that these holdings are completely dematerialized.

The composition of the international custody according to type of instrument is as follows:

## Composition of the International Holdings

April 2014



# MONTHLY REPORT ON OPERATIONAL VOLUMES

APRIL 2014

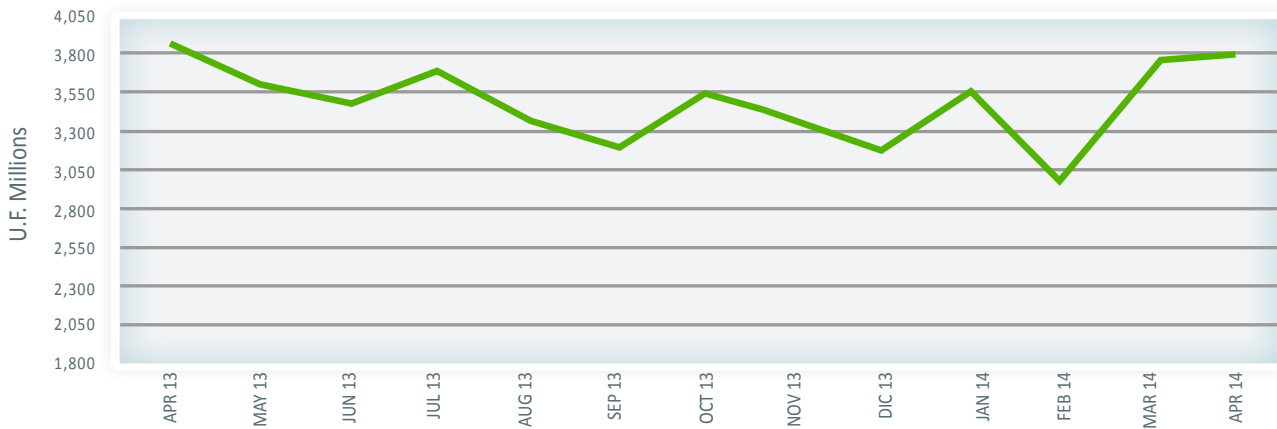


## UF transactions registered DCV

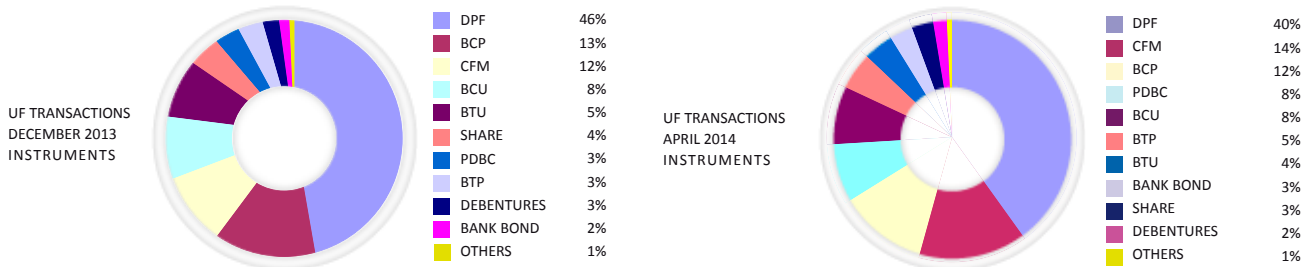
The volume of transactions registered with DCV in April 2014 amounted to UF 3,798 million (USD 191.1 billion), which represents a 1.3% increase relative to the volume traded and registered the previous month, and a 1.5% decrease compared to April 2013.

The following graph shows the progression of the amounts registered in DCV systems during the period between April 2013 and April 2014.

## UF transactions registered in DCV



The greatest volumes of transactions in the December 2013 and April 2014 periods were performed over the following instruments:



# MONTHLY REPORT ON OPERATIONAL VOLUMES

APRIL 2014

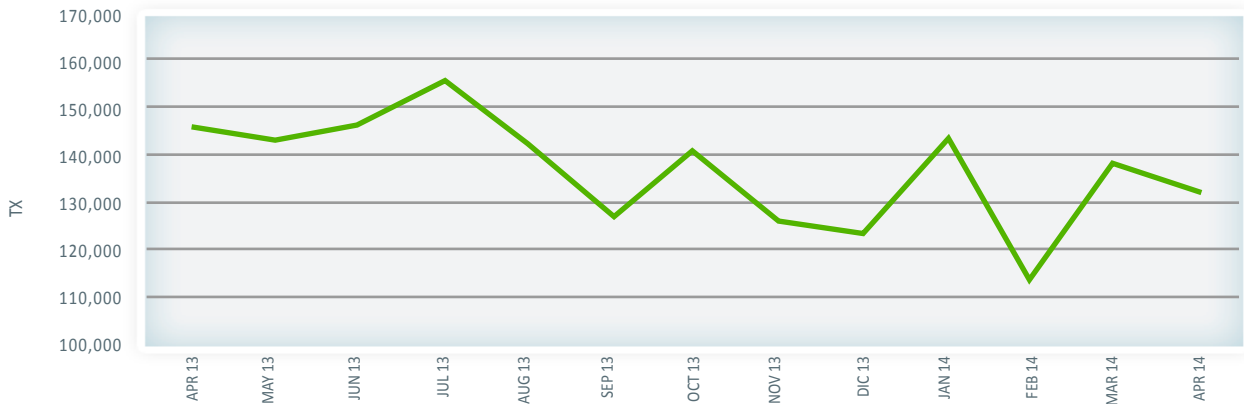


## Number of transactions recorded in the DCV

The number of transactions registered in DCV in April 2014 amounted to 132,457 a balance that represents a 4.3% decrease relative to the previous month, and a 8.9% decrease compared to the same month 2013.

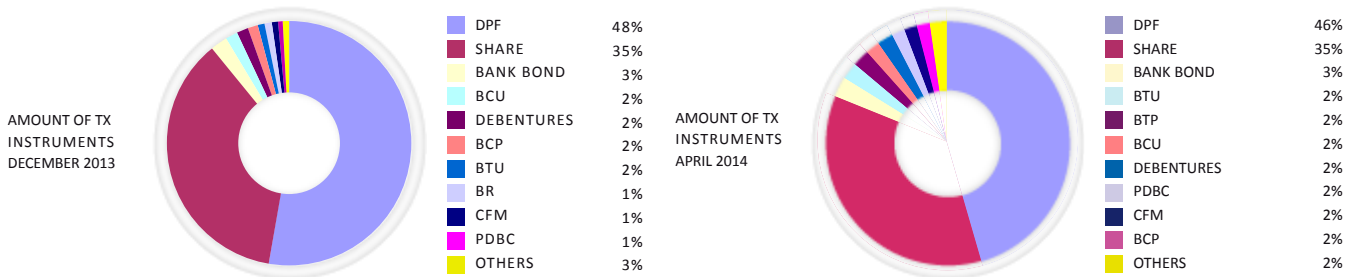
The following chart shows the progression of the number of transactions registered in DCV systems between April 2013 and April 2014:

## Number of transactions recorded in the DCV



In April 2014, the percentage of exchange transactions between brokers was 25.5% (24.7% in 2013), while the transactions between investors and brokers and the over the counter market amounted to 74.5% (75.3% in 2013). In addition, the number of transactions involving instruments that originate from private debt and variable income instruments was 88.6% (92.6% in 2013), and that of public debt, 10.4% (7.4% in 2013.).

The greatest number of transactions in the December 2013 and April 2014 periods involved the following instruments:





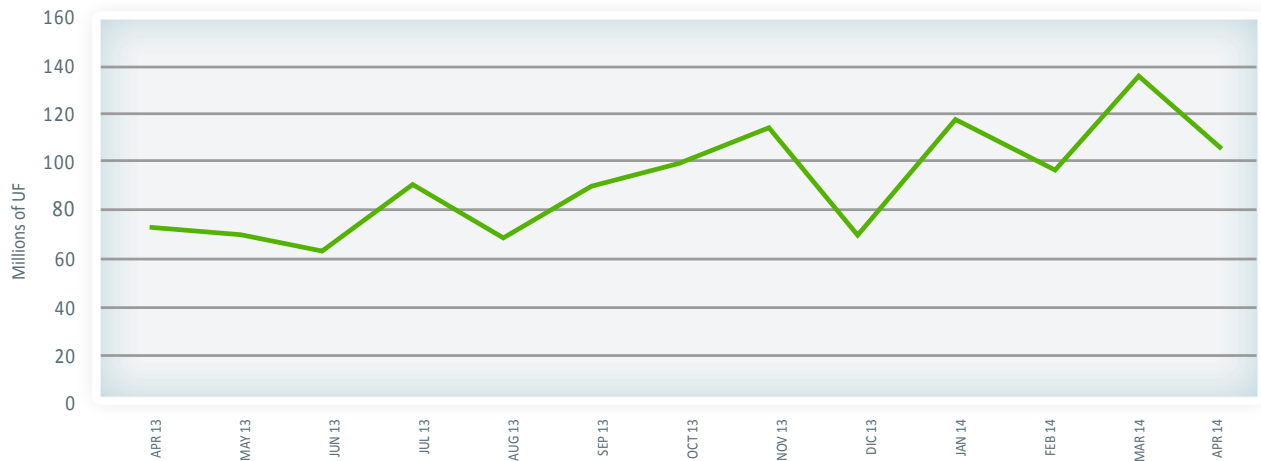
## Transactions registered in DCV – Forward Service

### Contract subscriptions – Type of CLP – UF Forward operations

The amount of CLP – UF Forward operations registered in DCV at April 2014 amounted to UF 133 million, which represents a 24% decrease relative to the amounts registered during the previous month.

The following chart shows the progression of the contracts registered in the period between April 2013 and April 2014.

### Subscription contracts - Exchange Operations in million CLP-UF

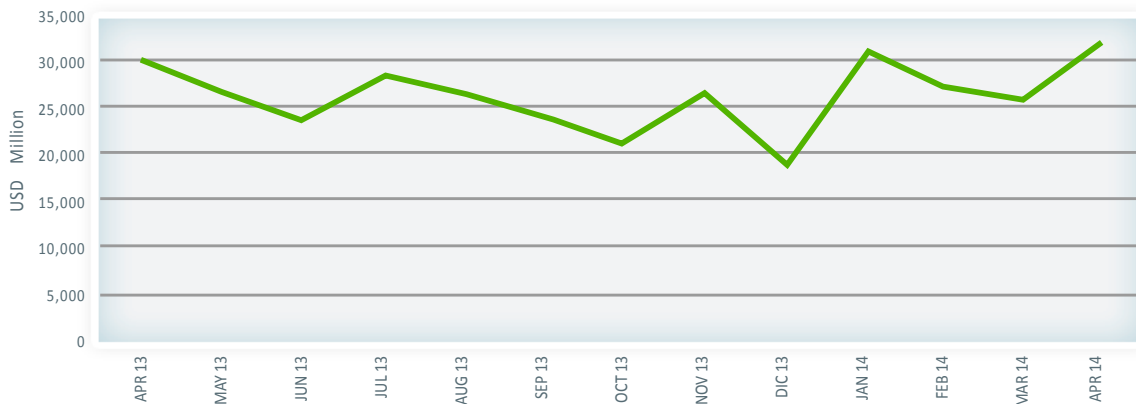


### Subscriptions Contract - Forward Exchange operations CLP - USD

The amount of Forward contracts CLP - USD recorded in the DCV in April 2014 reached USD 32.5 billion, representing an decrease of 23.8% compared to the amounts recorded in the previous month.

The following graph shows the evolution of contracts recorded during the period April 2013 and April 2014 shows.

### Subscription Contract Operations Type million CLP-USD



# MONTHLY REPORT ON OPERATIONAL VOLUMES

APRIL 2014



## Number of contracts registered

The number of contracts registered in the DCV, in the month of April 2014, reached 4,80 representing an increase of 705% from the previous month.

The following graph shows the evolution of contracts registered in the period April 2013 to April 2014.

## Number of contracts registered

